



Ordinary Council Meeting

***Attachment Booklet
April 2026***

ATTACHMENT BOOKLET - April 2026

Item	Description
8.1	Ordinary Council Meeting Minutes – 24 March 2026
8.2	Special Council Meeting Minutes – 31 March 2026
8.3	Annual Electors Meeting Minutes – 24 March 2026
8.4	Annual Electors Meeting Minutes – 25 March 2025
8.5	Agenda Forum Notes – 21 April 2026
FIN 01-04/26	Accounts for Payment – March 2026
FIN 02-04/26	Monthly Financial Statements for the Period Ended February 2026
FIN 03-04/26	Budget Amendment – April 2026
DEV 01-04/26	March 2026 Development Delegated and Authorised Authority Report
DEV 02-04/26	Adoption of draft Local Public Health Plan
CEO 01-04/26	DLG information – New reforms for Audit Committees
10.6.1	CASE Committee Meeting Minutes – 17 February 2026



Ordinary Council Meeting

28 April 2026

Item 8.1

Ordinary Council Meeting Minutes
24 March 2026



SHIRE OF IRWIN
DONGARA-PORT DENISON

A BRILLIANT BLEND

MINUTES

ORDINARY COUNCIL MEETING

Tuesday 24 March 2026



Disclaimer

The Shire of Irwin:

- advises that the purpose of an Ordinary Council Meeting is to discuss and, where possible, make resolutions about items appearing in the agenda. No person should rely or act on the basis of any decision, advice or information provided by an Elected Member or Officer, or on the content of any discussion occurring during the course of the meeting. No person should rely on the decisions made by Council until formal written advice from the Council is received by that person.
- expressly disclaims any liability for any loss or damage whatsoever and howsoever caused arising out of reliance by any person or legal entity on any such act, omission or statement or intimation occurring during Agenda Forums, Council or Committee Meetings.
- disclaims any liability for any loss arising from any person or body relying on any statement, discussion, recommendation or decision in the audio recording. Council minutes provide the definitive record of Council's resolutions.

Nature of Council's Role in Decision Making

Advocacy	When Council advocates on its own behalf or on behalf of its community to another level of government/body/agency.
Executive	The substantial direction setting and oversight role of the Council e.g., performance of the Local Government's function under law, administration of Local Laws, adopting plans and reports, accepting tenders, directing operations, setting and amending budgets.
Legislative	Includes adopting local laws and local planning schemes.
Review	When Council reviews decisions made by Officers.
Quasi-judicial	When Council determines an application/matter that directly affects a person's rights and interests. The judicial character arises from the obligation to abide by the principles of natural justice e.g., local planning applications, building permits, other permits/licences (e.g. under the Health Act, Dog Act or local laws) and other decisions that may be appealable to the State Administrative Tribunal (SAT).

By allocating these roles, the Shire ensures that the Council's decision-making is structured and aligned with its legal responsibilities, allowing it to effectively govern, serve its community, and maintain compliance with applicable laws.

Notes for Members of the Public

Meeting Formalities

Shire of Irwin Council Meetings are governed by legislation and regulations. During the meeting, no member of the public may interrupt the meeting proceedings or enter into conversation.

Members of the public shall ensure that their mobile phones are switched off and not used during any Shire meeting.

Members of the public are hereby advised that in line with Council Policy CP48 – Recording of Council Minutes, no person is to use any electronic, visual or audio recording device or instrument to record the proceedings of a Council Meeting without the written permission of the Council.

Audio Recordings

This Meeting will be audio recorded. The recording will be made publicly available on the Shire's website within ten (10) days of the meeting being held.

Table of Contents

1. DECLARATION OF OPENING / ANNOUNCEMENT OF VISITORS.....	3
2. RECORD OF ATTENDANCE / APOLOGIES / LEAVE OF ABSENCE.....	3
3. RESPONSE TO PREVIOUS PUBLIC QUESTIONS TAKEN ON NOTICE.....	4
4. PUBLIC QUESTION TIME.....	4
5. DECLARATIONS OF INTEREST.....	4
6. APPLICATIONS FOR LEAVE OF ABSENCE.....	4
7. PETITIONS AND DEPUTATIONS.....	4
8. CONFIRMATION OF MINUTES AND TABLING OF AGENDA FORUM NOTES.....	5
8.1 Minutes of the Ordinary Council Meeting held 24 February 2026.....	5
8.2 Agenda Forum Notes – 17 March 2026.....	5
9. ANNOUNCEMENTS BY THE PERSON PRESIDING WITHOUT DISCUSSION.....	5
10. REPORTS OF OFFICERS AND COMMITTEES.....	7
10.1 Finance Reports.....	7
FIN 01-03/26 Accounts for Payment – February 2026.....	7
FIN 02-03/26 Monthly Financial Statements - January 2026.....	9
FIN 03-03/26 Annual Meeting with Council’s Appointed Auditor.....	12
10.2 Development Reports.....	13
DEV 01-03/26 February 2026 Development Delegated and Authorised Authority Report.....	13
10.3 Operations Reports.....	15
OPS 01-03/26 Amendment to Village Housing Policy and Revision of Tenancy Procedure and Criteria for Units 1-4, 225 Ocean Drive, Port Denison.....	15
10.4 Community Services Reports.....	18
COM 01-03/26 Addition to Recreation Centre Fees and Charges.....	18
10.5 Office of the CEO Reports.....	22
CEO 01-03/26 CEO Performance Report – Quarter 2 (2025/26).....	22
CEO 02-03/26 Sector Consultation – Electoral Reform Discussion Paper.....	25
10.6 Committee Reports.....	27
11. MOTIONS OF WHICH PREVIOUS NOTICE HAS BEEN GIVEN.....	27
12. QUESTIONS BY MEMBERS OF WHICH DUE NOTICE HAS BEEN GIVEN.....	27
13. URGENT BUSINESS APPROVED BY PERSON PRESIDING OR BY DECISION.....	27
14. MATTERS FOR WHICH THE MEETING IS CLOSED TO THE PUBLIC.....	27
15. CLOSURE.....	27

MINUTES

of the

ORDINARY COUNCIL MEETING

held

24 March 2026

1. DECLARATION OF OPENING / ANNOUNCEMENT OF VISITORS

The Presiding Member declared the meeting open at 5.00pm and welcomed Councillors, Staff and Gallery Members.

2. RECORD OF ATTENDANCE / APOLOGIES / LEAVE OF ABSENCE

Members

Councillor I Scott		Shire President
Councillor A J Gillam	(Arrived at 5.10pm Via Zoom)	Deputy Shire President
Councillor P Summers		
Councillor J Melsom		
Councillor S Hansen		
Councillor L Berecz		
Councillor L Musulin		

Staff

Mr S D Ivers	Chief Executive Officer
Mr M Connell	Manager Development
Mr M Jones	Manager Operations
Miss P Machaka	Manager Finance
Ms S Mearns	Executive Assistant

Guests

Nil

Apologies

Ms F Boksmati	Manager Community Services
Mr M Antony	Community Emergency Services Manager

Approved Leave of Absence

Nil

Gallery

Mr John Rossiter	181 Point Leander Drive, Port Denison
Mr Bruce Baskerville	“Indiaview”, Port Denison (also representing IDHS)

3. RESPONSE TO PREVIOUS PUBLIC QUESTIONS TAKEN ON NOTICE

Nil

4. PUBLIC QUESTION TIME

Question 1: Mr Bruce Baskerville – ‘Indiaview’, Port Denison

Does the Council have, or is it developing, a position on the possible introduction of compulsory voting in local government elections??

Response: The Shire President advised that the current report before Council relates only to election frequency and does not address compulsory voting. Accordingly, the Shire is not providing comment on compulsory voting at this time.

Subject to Council’s decision later in the agenda, the Shire will provide feedback to WALGA on its preferred local government electoral model, including support for the current system of staggered elections.

Question 2: Mr Bruce Baskerville – Chair, Irwin District Historical Society

Will the community have an opportunity to provide feedback on the draft Public Memorials and Commemorative Plaques in Public Spaces Policy?

Response: This question was taken on notice.

Question 3: Mr John Rossiter, 181 Point Leander Drive, Port Denison

What is the anticipated timeframe for reinstating the yellow spinning play equipment at the playground opposite Leitch Street? This issue was reported as faulty over 12 months ago.

Response: This question was taken on notice.

Question 4: Mr John Rossiter, 181 Point Leander Drive, Port Denison

When will the halyard and Australian flag be reinstated at the Granny’s Beach roundabout? These have been missing since January.

Response: This question was taken on notice.

Question 5: Mr John Rossiter, 181 Point Leander Drive, Port Denison

When will the Granny’s Beach roundabout be upgraded to improve its appearance? It has been over 20 years since any landscaping enhancements have been undertaken.

Response: This question was taken on notice.

5. DECLARATIONS OF INTEREST

Nil

6. APPLICATIONS FOR LEAVE OF ABSENCE

Nil

7. PETITIONS AND DEPUTATIONS

Nil

8. CONFIRMATION OF MINUTES AND TABLING OF AGENDA FORUM NOTES

8.1 Minutes of the Ordinary Council Meeting held 24 February 2026

The Minutes of the Ordinary Council Meeting held 24 February 2026 are included in the *Attachment Booklet – March 2026*.

COUNCIL DECISION	010326
MOVED: Cr Hansen	SECONDED: Cr Summers
That Council by Simple Majority confirms the Minutes of the Ordinary Council Meeting held 24 February 2026.	
VOTING DETAILS:	CARRIED: 6/0
For: Cr Scott, Cr Hansen, Cr Berecz, Cr Musulin, Cr Melsom, Cr Summers	
Against: Nil	

8.2 Agenda Forum Notes – 17 March 2026

At the Agenda Forum held 17 March 2026, Shire Officers presented background information and answered questions on items to be considered at the March 2026 Ordinary Council Meeting.

Notes from the Agenda Forum are included in the *Attachment Booklet – March 2026*.

COUNCIL DECISION	020326
MOVED: Cr Musulin	SECONDED: Cr Melsom
That Council by Simple Majority confirms the Notes of the Agenda Forum held 17 March 2026.	
VOTING DETAILS:	CARRIED: 6/0
For: Cr Scott, Cr Hansen, Cr Berecz, Cr Musulin, Cr Melsom, Cr Summers	
Against: Nil	

9. ANNOUNCEMENTS BY THE PERSON PRESIDING WITHOUT DISCUSSION

25 February 2026	CEO attending LEMC Meeting
3 March 2026	CEO attended MEPAU Quarterly Update
5 March 2026	CEO and Deputy Shire President attended MWRRG (Midwest Regional Road Group) Meeting
16 March 2026	CEO attended MWRRG – Coastal Sub Group Meeting via teleconference
20 March 2026	CEO attended CEO Connections Forum with Tony Brown – LG Inspector
24 March 2026	The Shire President provided comment to the <i>Midwest Times</i> regarding fuel shortages, including the potential impacts on Shire operations, as well as the anticipated arrival of Cyclone Narelle and its expected effects on the community.

- 24 March 2026 CEO and the Shire President met with Lotterywest and discussed funding opportunities
- 24 March 2026 CEO and Shire President attended LEMC Meeting regarding Cycle Narelle

10. REPORTS OF OFFICERS AND COMMITTEES

10.1 Finance Reports

FIN 01-03/26 Accounts for Payment – February 2026	
Author:	K Pu, Casual Finance Officer
Responsible Officer:	P Machaka, Manager Finance
File Reference:	2.0057
Council Role:	Executive
Voting Requirements:	Simple Majority

Report Purpose:

For Council to receive the list of accounts paid under delegated authority during February 2026.

COUNCIL DECISION		030326																						
MOVED: Cr Summers	SECONDED: Cr Berecz																							
<p>That Council, by Simple Majority, receives the Accounts paid during February 2026 as contained in FIN01-03/26 Attachment 1 of the Attachment Booklet – March 2026 represented by:</p>																								
<table border="1"> <thead> <tr> <th>Payment Type/Numbers</th> <th>Total Amount</th> </tr> </thead> <tbody> <tr> <td>EFT 00000002 - 00000003</td> <td>\$483,358.02</td> </tr> <tr> <td>Muni Cheques – 32262 – 32263</td> <td>\$77,134.26</td> </tr> <tr> <td>Direct Debit – Telstra</td> <td>\$4,195.81</td> </tr> <tr> <td>Direct Debit – WA Treasury Corporation</td> <td>\$148,373.81</td> </tr> <tr> <td>Direct Debit – Credit Card</td> <td>\$16,987.25</td> </tr> <tr> <td>Direct Debit – N-Able Pty Ltd</td> <td>\$2,429.38</td> </tr> <tr> <td>Direct Debit – Australian Phone Company</td> <td>\$225.23</td> </tr> <tr> <td>Direct Debit – Telair Pty Ltd</td> <td>\$2,560.90</td> </tr> <tr> <td>Direct Debit – Superannuation</td> <td>\$30,141.44</td> </tr> <tr> <td>Grand Total</td> <td>\$765,406.10</td> </tr> </tbody> </table>		Payment Type/Numbers	Total Amount	EFT 00000002 - 00000003	\$483,358.02	Muni Cheques – 32262 – 32263	\$77,134.26	Direct Debit – Telstra	\$4,195.81	Direct Debit – WA Treasury Corporation	\$148,373.81	Direct Debit – Credit Card	\$16,987.25	Direct Debit – N-Able Pty Ltd	\$2,429.38	Direct Debit – Australian Phone Company	\$225.23	Direct Debit – Telair Pty Ltd	\$2,560.90	Direct Debit – Superannuation	\$30,141.44	Grand Total	\$765,406.10	
Payment Type/Numbers	Total Amount																							
EFT 00000002 - 00000003	\$483,358.02																							
Muni Cheques – 32262 – 32263	\$77,134.26																							
Direct Debit – Telstra	\$4,195.81																							
Direct Debit – WA Treasury Corporation	\$148,373.81																							
Direct Debit – Credit Card	\$16,987.25																							
Direct Debit – N-Able Pty Ltd	\$2,429.38																							
Direct Debit – Australian Phone Company	\$225.23																							
Direct Debit – Telair Pty Ltd	\$2,560.90																							
Direct Debit – Superannuation	\$30,141.44																							
Grand Total	\$765,406.10																							
VOTING DETAILS:	CARRIED: 6/0																							
For:	Cr Scott, Cr Hansen, Cr Berecz, Cr Musulin, Cr Melsom, Cr Summers																							
Against:	Nil																							

Background:

A list of accounts paid under delegated authority is attached showing all payments made during the month of February 2026.

Officer's Comment:

Changes to the format of the list of payments have been made to align with Section 13(1) of the Local Government (Financial Management) Regulations.

Consultation:

Nil

Statutory Environment:

The *Local Government (Financial Management) Regulations 1996* provides as follows:

13. *Payments from municipal fund or trust fund by CEO, CEO's duties as to etc.*
- (1) *If the local government has delegated to the CEO the exercise of its power to make payments from the municipal fund or the trust fund, a list of accounts paid by the CEO is to be prepared each month showing for each account paid since the last such list was prepared*
- (a) *the payee's name;*
 - (b) *the amount of the payment;*
 - (c) *the date of the payment; and*
 - (d) *sufficient information to identify the transaction.*
- (3) *A list prepared under sub-regulation (1) or (2) is to be —*
- (a) *presented to the council at the next ordinary meeting of the council after the list is prepared; and*
 - (b) *recorded in the minutes of that meeting.*

Policy Implications:

Under Delegation CEO101 Council has delegated authority to the Chief Executive Officer to authorise payments from the municipal or trust fund.

Financial/Resource Implications:

Nil

Strategic Implications:

Our Brilliant Future – Strategic Community Plan 2021 – 2031

Strategy 4.2.1 Ensure compliance whilst embracing innovation and better practice principles

Strategy 4.3.2 Adopt and follow better practice processes

Attachments:

Attachment Booklet – March 2026

FIN01-03/26 Attachment 1: Accounts for Payment – February 2026

Cr Gillam entered the Meeting via Zoom at 5.10pm.

FIN 02-03/26 Monthly Financial Statements - January 2026	
Author:	P Machaka, Manager Finance
Responsible Officer:	S Ivers, Chief Executive Officer
File Reference:	2.0057
Council Role:	Executive
Voting Requirements:	Simple Majority

Report Purpose:

For Council to consider and receive the Monthly Financial Statements for the period 1 July 2025 to 31 January 2026.

COUNCIL DECISION	040326
MOVED: Cr Melsom	SECONDED: Cr Summers
That Council, by Simple Majority, receives the Monthly Financial Statements for the period 1 July 2025 to 31 January 2026 as contained in FIN 02-03/26 Attachment 1 of the Attachment Booklet – March 2026.	
VOTING DETAILS:	CARRIED: 7/0
For:	Cr Scott, Cr Gillam, Cr Hansen, Cr Berecz, Cr Musulin, Cr Melsom, Cr Summers
Against:	Nil

Background:

The Monthly Financial Statements to 31 January 2026 are prepared in accordance with the requirements of the *Local Government Act 1995* and the *Local Government (Financial Management) Regulations 1996* and includes the following statutory reports:

- Statement of Financial Activity by Nature
- Statement of Financial Position
- Explanation of Material Variances
- Net Current Funding Position

The Statements also include various other financial information not required by legislation, but for Council information.

Officer's Comment:

The financial position to the end of January 2026 is detailed in the attached report and summarised as per below:

31/01/2026	YTD Budget	YTD Actual
Operating Revenue	10,168,229	10,038,288
Operating Expenditure	(8,560,092)	(8,555,154)
Net Operating	1,608,137	1,483,134
Non-Operating Revenue	2,978,636	563,216
Non-Operating Expenditure	(3,708,125)	(1,773,479)
Net Non-Operating	(729,489)	(1,210,263)
Cash at Bank		3,071,388
Cash at Bank Restricted		373,935
Reserve Bank		1,052,974
Total Cash Funds		4,498,297

Consultation:

Nil

Statutory Environment:

Local Government Act 1995

- Section 6.4 Financial report

Local Government (Financial Management) Regulations

- Section 34 Financial activity statement report provides as follows:

- (1) A local government is to prepare each month a statement of financial activity reporting on the sources and applications of funds, as set out in the annual budget under regulation 22(1)(d), for that month in the following detail -
 - (a) annual budget estimates, taking into account any expenditure incurred for an additional purpose under section 6.8(1)(b) or (c);
 - (b) budget estimates to the end of the month to which the statement relates;
 - (c) actual amounts of expenditure, revenue and income to the end of the month to which the statement relates;
 - (d) material variances between the comparable amounts referred to in paragraphs (b) and (c); and
 - (e) the net current assets at the end of the month to which the statement relates.
- (2) Each statement of financial activity is to be accompanied by documents containing -
 - (a) an explanation of the composition of the net current assets of the month to which the statement relates, less committed assets and restricted assets;
 - (b) an explanation of each of the material variances referred to in sub-regulation (1)(d); and
 - (c) such other supporting information as is considered relevant by the local government.
- (3) The information in a statement of financial activity must be shown according to the nature classification.
- (4) A statement of financial activity, and the accompanying documents referred to in sub-regulation (2), are to be -
 - (a) presented to the council - at an ordinary meeting of the council within 2 months after the end of month to which the statement relates; and
 - (b) recorded in the minutes of the meeting at which it is presented.

Policy Implications:

Nil

Financial/Resource Implications:

Any issues in relation to expenditure and revenue allocations or variance trends are identified and addressed each month or at budget review.

Strategic Implications:

Our Brilliant Future - Strategic Community Plan 2021 – 2031

Strategy 4.2.1 Ensure compliance whilst embracing innovation and better practice principles

Strategy 4.3.2 Adopt and follow better practice processes

Attachments:

Attachment Booklet – March 2026

FIN 02-03/26 Attachment 1: Financial Statements for the Period Ended 31 January 2026.

FIN 03-03/26 Annual Meeting with Council’s Appointed Auditor	
Author:	P Machaka, Manager Finance
Responsible Officer:	S Ivers, Chief Executive Officer
File Reference:	3.0207
Council Role:	Executive
Voting Requirements:	Simple Majority

Report Purpose:

For Council to meet with Council’s appointed auditor via teleconference.

COUNCIL DECISION	050326
MOVED: Cr Hansen	SECONDED: Cr Berecz
<p>That Council, by Simple Majority, notes the verbal report provided by Pitcher Partners, on behalf of the Office of the Auditor General, at the Annual Electors Meeting held at 4pm on 24 March 2026, regarding the Shire of Irwin Annual Financial Statements for the year ending 30 June 2025.</p>	
VOTING DETAILS:	CARRIED: 7/0
For:	Cr Scott, Cr Gillam, Cr Hansen, Cr Berecz, Cr Musulin, Cr Melsom, Cr Summers
Against:	Nil

Background:

In accordance with section 7.12A of the *Local Government Act 1995*, a local government is to meet with the Auditor of the Local Government at least once in every year. The Annual Financial Report for the year ended 30 June 2025, along with the 2024//25 Annual Report was presented to Council for consideration at the Ordinary Council Meeting on the 24 February 2026.

Officer’s Comment:

The Shire of Irwin’s 2024/25 audit was conducted by the Office of the Auditor General (OAG) who contracted Pitcher Partners as field auditors, and invited to attend the Annual Electors Meeting via teleconference to provide comments on the audit process and findings. This provides Councillors an insight into the preparation of the financial reports and how to appropriately interpret the results.

Consultation:

An Audit Exit Meeting was held on Tuesday 13 February 2026 and the 2024/25 Annual Financial Statement and Auditor General’s audit opinion were received and accepted by the Shire of Irwin Audit Committee at its meeting on 13 February 2026.

Statutory Environment:

Local Government Act 1995

- *Section 7.12A: Duties of local government with respect to audits*

Policy Implications:

Nil

Financial/Resource Implications:

Nil

Strategic Implications:

Our Brilliant Future – Strategic Community Plan 2021 – 2031

Strategy 4.2.1 Ensure compliance whilst embracing innovation and better practice principles

Attachments:

Nil

10.2 Development Reports

DEV 01-03/26 February 2026 Development Delegated and Authorised Authority Report	
Author:	M Connell, Manager Development
Responsible Officer:	S Ivers, Chief Executive Officer
File Reference:	3.00125
Council Role:	Executive
Voting Requirements:	Simple Majority

Report Purpose:

For Council to receive the February 2026 Development Delegated and Authorised Authority Report.

COUNCIL DECISION	060326
MOVED: Cr Melsom	SECONDED: Cr Musulin
That Council by Simple Majority, receives the February 2026 Development Delegated and Authorised Authority Report, as contained in DEV 01-03/26 Attachment 1.	
VOTING DETAILS:	CARRIED: 7/0
For:	Cr Scott, Cr Gillam, Cr Hansen, Cr Berecz, Cr Musulin, Cr Melsom, Cr Summers
Against:	Nil

Background:

Local governments utilise levels of delegated authority to undertake day-to-day statutory functions, thereby allowing Council to focus on policy development, representation, strategic planning and community leadership, with the organisation focussing on the day-to-day operations of the Shire.

The use of delegated authority means the large volume of routine work can be effectively managed and acted on promptly, which in turn facilitates efficient service delivery to the community.

In addition, as of 1 July 2024, the determination of development applications for single houses or any development associated with a single house (excluding development associated with a heritage place), can now only be done by the CEO or authorised employees of the local government.

Officer's Comment:

This report presents the details of development functions made under delegated or authorised authority for the month of February 2026, with 16 building permits/certificates, 5 single house applications and 2 applications for development approval having been issued.

Consultation:

Nil.

Statutory Environment:

- *Local Government Act 1995*
- *Local Government (Administration) Regulations 1996*
- *Planning and Development (Local Planning Schemes) Regulations 2015*

Policy Implications:

Nil.

Financial/Resource Implications:

Nil.

Strategic Implications:

Our Brilliant Future – Strategic Community Plan 2021 – 2031

Strategy 4.2.1 Ensure compliance whilst embracing innovation and better practice principles

Strategy 4.3.2 Adopt and follow better practice processes

Attachments:

Attachment Booklet – March 2026

DEV 01-03/26 Attachment 1: February 2026 Development Delegated and Authorised Authority Report

10.3 Operations Reports

OPS 01-03/26 Amendment to Village Housing Policy and Revision of Tenancy Procedure and Criteria for Units 1-4, 225 Ocean Drive, Port Denison	
Author:	M Jones, Manager Operations
Responsible Officer:	S Ivers, Chief Executive Officer
File Reference:	3.00066
Council Role:	Executive
Voting Requirements:	Absolute Majority

Report Purpose:

To seek Council approval, by absolute majority, for amendments to the Village Housing Policy relating to Units 1–4 at 225 Ocean Drive, Port Denison, including a revised designated purpose, changes to residential tenancy criteria, and rent-setting arrangements. Council is also asked to consider and select the proposed rental management option for these units.

COUNCIL DECISION	070326
MOVED: Cr Summers	SECONDED: Cr Musulin
That Council by absolute majority resolves to:	
<ol style="list-style-type: none"> 1. Amend the Village Housing Policy to formally exclude Units 1–4 at 225 Ocean Drive, Port Denison from the Department of Communities Joint Venture eligibility, allocation and rent-setting requirements. 2. Adopt a revised designated purpose for Units 1–4 consistent with the amended Management Order, being “Aged Persons, Staff and Community Housing”. 3. Endorse the development of revised tenancy eligibility and allocation criteria for Units 1–4, to be implemented by the Chief Executive Officer. 4. Approve Council-managed rental arrangements for Units 1–4, with rental pricing determined based on local market conditions or cost recovery principles. 5. Authorise the Chief Executive Officer to implement these resolutions, including updating relevant policies, procedures and tenancy documentation. 	
VOTING DETAILS:	CARRIED: 7/0
For:	Cr Scott, Cr Gillam, Cr Hansen, Cr Berecz, Cr Musulin, Cr Melsom, Cr Summers
Against:	Nil

Background:

Units 1–4 at the Port Denison Retirement Village were constructed in the early 1980s following Council approval for four self-contained aged persons’ units. These units were not developed under any Joint Venture Agreement.

Subsequent stages of the village (Units 5–39) were constructed under Joint Venture Agreements with the Department of Housing / Department of Communities, which impose specific eligibility and rent-setting requirements.

Extensive due diligence was undertaken between 2022 and 2025, including advice from the Shire's auditor and written confirmation from the Department of Communities, confirmed that Units 1–4 are not subject to any Joint Venture Agreement and are managed solely by the Shire.

Officer's Comment:

Units 1–4 represent the only portion of the Village not tied to State JVAs, offering the Shire complete flexibility in determining future use:

- One unit retained for staff housing:
 - Supports workforce attraction and retention.
 - Provides flexibility to address critical staffing shortages.
 - Consistent with the intent of the Management Order.
 - Requires development of a clear leasing policy and rental pricing framework.
- Remaining units to be offered for rent on the open market (50+ occupancy)
 - Aligns with the Village's established demographic and character.
 - Provides an opportunity to generate additional revenue for the Shire.
 - Reduces ongoing asset management and maintenance obligations.
 - Requires establishment of eligibility criteria to ensure compliance with age restrictions.

This approach maintains the Village's intended purpose while strategically addressing workforce accommodation needs and optimising asset utilisation.

An additional supporting document, Council Policy CP28: Two Henry Road Housing Allocation, has been included to provide contextual reference to existing Council housing allocation practices. This document assists in informing Council's consideration of the proposed tenancy and allocation framework for Units 1–4 at 225 Ocean Drive.

Consultation:

Discussions have been held with Midwest Gascoyne Land Management.

Statutory Environment:

- Local Government Act 1995 (WA)
- Residential Tenancies Act 1987 (WA)
- Land Administration Act 1997 (WA)
- Amended Management Order issued by the Department of Planning, Lands and Heritage
- Local Government Act 1995
- Department of Communities – Housing Authority Rental Policy
- Shire of Irwin Rental Housing Procedure

Policy Implications:

- Amendment required to the existing Village Housing Policy to reflect the exclusion of Units 1–4 from Department of Communities' eligibility and rent-setting criteria.
- Development of a supplementary policy or guidelines may be required depending on the option selected.

Financial/Resource Implications:

The proposed arrangements may generate rental income and improve utilisation of existing Shire housing assets.

Strategic Implications:

Our Brilliant Future – Strategic Community Plan 2021 – 2031

Strategy 3.1.3 Identify, provide and manage Shire assets (including community infrastructure, Shire controlled reserves and freehold land) in accordance with agreed service levels

Attachments:

Attachment Booklet – March 2026

OPS 01-03/26 Attachment 1: Shire of Irwin Rental Housing Procedure

OPS 01-03/26 Attachment 2: Management Order details to title – 225 Ocean Drive

OPS 01-03/26 Attachment 3: The Village Housing Policy

OPS 01-03/26 Attachment 4: Council Policy CP28: Two Henry Road Housing Allocation

10.4 Community Services Reports

COM 01-03/26 Addition to Recreation Centre Fees and Charges	
Author:	L Smith, Coordinator Recreation Services
Responsible Officer:	F Boksmati, Manager Community Services
File Reference:	1.0026
Council Role:	Executive
Voting Requirements:	Absolute Majority

Report Purpose:

For Council to consider and approve additions to the adopted 2025/26 Schedule of Fees and Charges.

COUNCIL DECISION		080326
MOVED: Cr Musulin	SECONDED: Cr Summers	
<p>That Council, by Absolute Majority, in accordance with section 6.16 of the Local Government Act 1995, approve the following amendments to the 2025/26 Fees and Charges:</p> <ol style="list-style-type: none"> 1. The addition of the following Senior Concession Gym Membership options: <ol style="list-style-type: none"> a) 5 Visit Pass \$48.00 b) 10 Visit Pass \$87.00 c) 20 Visit Pass \$154.00 d) Casual Visit \$13.50 e) Direct Debit \$23.25 per fortnight 2. The addition of Pickleball participation fees: <ol style="list-style-type: none"> a) Pickleball Morning (AM) session \$7.00 per player b) Pickleball Evening (PM) session \$8.00 per player 3. The addition of a gym facility usage fee for approved personal training services delivered by a third-party provider operating from within the Irwin Recreation Centre gym. The fee will be calculated as a percentage of the gross session revenue for all personal training sessions conducted at the Irwin Recreation Centre gym. <ol style="list-style-type: none"> a) Charge basis of approximately 10% of gross personal training session revenue 4. Authorises the Chief Executive Officer to advertise the amendment to the Schedule of Fees and Charges for the 2025/26 financial year in accordance with Section 6.19 of the Local Government Act 1995. 		
VOTING DETAILS:	CARRIED: 7/0	
For:	Cr Scott, Cr Gillam, Cr Hansen, Cr Berecz, Cr Musulin, Cr Melsom, Cr Summers	
Against:	Nil	

Background:

In accordance with section 6.16 of the *Local Government Act 1995*:

- (1) *A local government may impose and recover a fee or charge for any goods or service it provides or proposes to provide, other than a service for which a service charge is imposed and*

- (2) *Fees and charges are to be imposed when adopting the annual budget but may be —*
- (a) *imposed during a financial year; and*
 - (b) *amended from time to time during a financial year.*

The Shire has explored a range of opportunities to maintain and enhance service delivery at the Irwin Recreation Centre. As part of this approach, opportunities to expand programming, introduce flexible membership options and support complementary health and fitness services delivered within the facility have been considered. In the absence of a Gym Instructor, interim efforts are being made to support continued community access to health and fitness services while also maximising utilisation of the Recreation Centre facilities

Senior Concession Gym Membership Fees

At the Special Meeting of Council held 26 August 2025, Council adopted the 2025/26 Schedule of Fees and Charges, which included the introduction of Senior Concession Gym Membership rate within the Irwin Recreation Centre membership structure.

Following feedback from existing members and gym users within the senior demographic, the inclusion of Visit Passes and Direct Debit options within the Senior Concession membership category was requested. These options reflect the pricing structures already available within existing Senior and Junior memberships.

The introduction of these payment options also allows members to plan their participation and payments in accordance with their individual financial capabilities and available government benefits, supporting greater accessibility and encouraging continued participation in recreation activities.

Pickleball Participation Fees

Pickleball has also been introduced at the Irwin Recreation Centre and has experienced rapid growth both nationally and locally. After initially being trialled at the Recreation Centre, participation has increased significantly and the activity is now played two mornings and one evening each week, across multiple courts, demonstrating strong community interest. The Recreation Centre has traditionally maintained two pricing structures for facility use – daytime and evening rates. Evening sessions represent peak demand periods following the working day, while lower daytime rates are intended to encourage utilisation during non-peak periods. The proposed Pickleball rates align with this approach.

Gym Facility Usage Agreement

A local allied health related service provider has requested permission to conduct Personal Training sessions from the Irwin Recreation Centre gym, primarily to support some of her existing remedial clients within a suitable fitness environment.

Our consideration of this arrangement supports the Shire's commitment to supporting local businesses and the community's wellness journey, while also assisting to maximise utilisation of the Recreation Centre gym facility. The arrangement may also encourage new clients to access the facility and create opportunities for increased Recreation Centre memberships.

The contractor would operate as an independent contractor under her own business and branding, maintaining her own qualifications, insurances and client management while delivering training sessions within the facility during approved times. The arrangement would operate under a formal contract agreement between the Shire of Irwin and the contractor, which outlines the conditions of use of the facility, including operational requirements, insurance obligations and compliance with Recreation Centre policies.

The agreement will consist of a percentage contribution from revenue generated through client personal training sessions conducted at the facility. It is proposed that a facility usage of approximately 10% of gross revenue from personal training sessions be included within the Fees and Charges framework and invoiced on a monthly basis.

Officer's Comment:

The Irwin Recreation Centre provides a range of recreational opportunities through in-house programs and by making facilities available to sporting clubs, community groups and service providers.

The gym serves as a central hub for physical activity within the community, attracting participants across a broad demographic. In recent years, the senior demographic has shown the most significant growth, highlighting the importance of providing accessible and flexible membership options.

To support this continued growth and participation, the addition of standard recreational participation rates, additional senior concession membership options and flexible payment methods is recommended following feedback from users and careful internal consideration. These options provide greater flexibility for seniors who may prefer casual or shorter-term access, while also allowing members to better plan participation and manage payments in line with their financial circumstances and available government benefits.

Pickleball participation has also increased in popularity, with strong representation from the senior community, particularly during morning sessions. The Recreation Centre has traditionally maintained daytime and evening pricing structures, with lower daytime rates encouraging participation during non-peak periods. The proposed Pickleball rates align with this approach.

The proposed Personal Trainer arrangement also provides an opportunity to support local allied health providers while increasing utilisation of the gym facility during periods where additional programming may otherwise be limited.

Consultation:

Consultation has been undertaken with the Coordinator Recreation Services and the Manager Community Services in reviewing the proposed amendments to the Recreation Centre Fees and Charges. Feedback from gym members and senior user groups has supported the introduction of additional Senior Concession membership options and flexible payment arrangements to improve accessibility and participation.

Participation in Pickleball sessions at the Irwin Recreation Centre has also increased following initial trials, with positive feedback received from participants, particularly within the senior community.

Discussions have also occurred with the contractor who requested permission to conduct Personal Training sessions within the gym facility to support local clients with correct exercises and equipment to continue to support their wellness journey. The proposed arrangement has been considered in conjunction with Recreation Centre operations to ensure it aligns with facility availability and operational requirements.

Statutory Environment:

Local Government Act 1995

Part 6, Division 5 – Financing local government activities

6.16. Imposition of fees and charges

- (1) *A local government may impose* and recover a fee or charge for any goods or service it provides or proposes to provide, other than a service for which a service charge is imposed.*
** Absolute majority required.*
- (2) *A fee or charge may be imposed for the following —*
 - (a) *providing the use of, or allowing admission to, any property or facility wholly or partly owned, controlled, managed or maintained by the local government;*
 - (b) *supplying a service or carrying out work at the request of a person;*
 - (c) *subject to section 5.94, providing information from local government records;*
 - (d) *receiving an application for approval, granting an approval, making an inspection and issuing a licence, permit, authorisation or certificate;*

- (e) *supplying goods;*
- (f) *such other service as may be prescribed.*

(3) *Fees and charges are to be imposed when adopting the annual budget but may be —*

- (a) *imposed* during a financial year; and*
- (b) *amended* from time to time during a financial year.*

** Absolute majority required.*

6.19. Local government to give notice of fees and charges

If a local government wishes to impose any fees or charges under this Subdivision after the annual budget has been adopted it must, before introducing the fees or charges, give local public notice of –

- (a) *its intention to do so; and*
- (b) *the date from which it is proposed the fees or charges will be imposed.*

Policy Implications:

Nil

Financial/Resource Implications:

The proposed fees will generate modest additional revenue and assist in offsetting operational costs associated with the Recreation Centre facilities.

Strategic Implications:

Our Brilliant Future – Strategic Community Plan 2021 – 2031

Strategy 1.1.1 Identify and support services, events and programs for building capacity, social inclusion and wellbeing.

Strategy 4.1.1 Enhance the Shire's profile through marketing initiatives and community engagement.

Strategy 4.2.1 Ensure compliance whilst embracing innovation and better practice principles.

Strategy 4.3.2 Adopt and follow better practice processes.

Attachments:

Nil

10.5 Office of the CEO Reports

CEO 01-03/26 CEO Performance Report – Quarter 2 (2025/26)	
Author:	S Ivers, Chief Executive Officer
Responsible Officer:	S Ivers, Chief Executive Officer
File Reference:	2.00098
Council Role:	Executive
Voting Requirements:	Simple Majority

Report Purpose:

To provide Council with the Chief Executive Officer Performance Report for Quarter 2 of the 2025/26 financial year in accordance with the adopted CEO Performance Criteria.

COUNCIL DECISION		090326
MOVED: Cr Summers	SECONDED: Cr Melsom	
That Council, by Simple Majority, receives the Chief Executive Officer Performance Report for Quarter 2 (October – December 2025).		
VOTING DETAILS:	CARRIED: 7/0	
For:	Cr Scott, Cr Gillam, Cr Hansen, Cr Berecz, Cr Musulin, Cr Melsom, Cr Summers	
Against:	Nil	

Background

The CEO Performance Criteria were adopted by Council in late September 2025. Quarter 2 of the 2025/26 financial year (October – December 2025) represents the first practical reporting period following the adoption of the criteria. Due to the Council meeting schedule, including no Ordinary Council Meeting held in January 2026, the first formal report is presented to Council in February/March 2026. The report provides a high-level update on organisational performance, governance matters and progress against key priorities identified within the adopted CEO performance framework.

Officer's Comment

Executive Overview

During the reporting period the organisation continued to operate in a stable manner, with a number of significant achievements including:

- Implementation of the new Enterprise Resource Planning (ERP) finance module, with the system going live on 5 January 2026 following extensive preparation during Quarter 2.
- Successful grant funding outcomes including:
 - Lotterywest funding of approximately \$1.5 million for foreshore improvements.
 - Funding of approximately \$230,000 for the Drive-In projector project
- Continued progress across the Shire's capital works program.
- Stable organisational operations following the October 2025 Local Government elections.

The Shire continues to operate within its adopted governance framework, with Council receiving regular financial and operational reporting.

Strategic risks currently being monitored include:

- Delays associated with the State Government approval of the Workers Accommodation Rating revenue initiative.
- Transitional operational impacts associated with implementation of the new ERP financial system.

Council continues to receive statutory monthly financial statements detailing the Shire's financial performance and budget position.

CEO Role – Governance and Administration

Advice to Council

Between 1 July and 31 December 2025, a total of 31 reports were prepared and presented to Council covering financial, operational, development and governance matters. These reports supported Council's role in decision-making and oversight of the organisation's activities. During the reporting period Council also adopted a number of governance documents including:

- Temporary Employment or Appointment of CEO Policy
- Equal Employment Opportunity Management Plan

No material corrections or revisions to Council reports were required during the period.

Communication with Elected Members

Regular communication occurred with the Shire President throughout the reporting period. Routine communication with Councillors occurred through Council meetings, Agenda Forums and normal organisational channels. No formal Councillor briefing sessions were required during the reporting period.

Stakeholder Engagement

Ongoing engagement with regional stakeholders continues to support regional economic development and advocacy initiatives. This includes regular meetings with the Mid West Development Commission and other regional organisations. The Shire also continues to engage with State Government agencies in relation to funding opportunities and infrastructure development.

Governance and Compliance

The Shire continues to maintain strong governance and compliance practices. The Shire received an unqualified audit opinion for the 2024/25 financial statements, as reported to Council at the Special Council Meeting held on 27 January 2026. The next Compliance Audit Return will be submitted later in the financial year in accordance with statutory requirements.

Successful grant outcomes during the reporting period included:

- Lotterywest funding for foreshore improvements (\$1.5M)
- Drive-In projector funding (\$230,000)

Implementation of Council Decisions

Council resolutions continue to be implemented in accordance with adopted timelines. At the time of reporting, all Council decisions during the reporting period have been progressed or implemented.

Organisational Management

The organisation continues to operate in a stable manner with normal workforce movements occurring across both permanent and casual roles. Workforce planning and organisational development initiatives are being considered as part of ongoing organisational planning. Preliminary work relating to a workforce plan and organisational culture review is expected to commence following confirmation of budget priorities.

Annual Priority Projects

Capital Works Program

Progress continues across a number of capital works projects:

- Milo Crossing
 - Design work is approximately 85% complete and progressing in accordance with project timelines.

- Heritage and environmental clearing approvals have the potential to delay construction works, however at this stage these issues are not expected to impact overall project delivery.
- Foreshore Works
 - Design work is approximately 30% complete and progressing in line with current planning.
- Boat Ramp – Stage 1
 - Construction is expected to commence following the Easter period.
 - The project is currently considered on track.
- CCTV Program
 - Equipment has been procured and installation works are currently being coordinated with specialist contractors.
- Old Shire Hall
 - Construction works have been completed.

ERP Implementation

The Shire's ERP finance module went live on 5 January 2026. The system implementation required significant preparatory work during Quarter 2. Some data migration challenges associated with the legacy Synergy system required additional technical work during implementation, however these matters are being progressively resolved. ERP implementation continues to deliver improvements in financial reporting capability and organisational systems.

Coastal Management – Surf Beach

Council held a discussion session regarding Surf Beach coastal erosion management on 17 March 2026. Further work will continue on options for addressing long-term coastal management considerations.

Funding and Advocacy Initiatives

The Shire continues to pursue a number of funding opportunities with State Government and regional agencies. This includes ongoing engagement regarding the Workers Accommodation Rating initiative. Delays associated with this matter may impact projected revenue in the current financial year and will be monitored as part of the upcoming budget review process.

Consultation

Internal consultation has occurred with relevant managers in preparing this report.

Statutory Environment

Local Government Act 1995

Policy Implications

Nil.

Financial / Resource Implications

The matters identified within this report are being monitored as part of the Shire's normal financial management processes and budget review procedures.

Strategic Implications

Our Brilliant Future – Strategic Community Plan 2021–2031

Strategy 4.2.1 - Ensure compliance whilst embracing innovation and better practice principles.

Strategy 4.3.2 - Adopt and follow better practice processes.

Attachments

Nil.

CEO 02-03/26 Sector Consultation – Electoral Reform Discussion Paper	
Author:	S Mearns, Executive Assistant
Responsible Officer:	S Ivers, Chief Executive Officer
File Reference:	3.0021
Council Role:	Executive
Voting Requirements:	Simple Majority

Report Purpose:

For Council to consider the WALGA Sector Consultation – Electoral Reform Discussion Paper and determine the Shire of Irwin’s position regarding proposed Local Government electoral reforms.

COUNCIL DECISION	100326
MOVED: Cr Summers	SECONDED: Cr Melsom
That Council, by Simple Majority:	
<ol style="list-style-type: none"> 1. Supports the continuation of the current Local Government election model in Western Australia, whereby Councillors serve four-year terms with half of Council positions elected every two years; 2. Does not support the introduction of full spill elections every four years; and 3. Authorises the Chief Executive Officer to submit the Shire of Irwin’s position to WALGA as part of the sector consultation process. 	
VOTING DETAILS:	CARRIED: 7/0
For:	Cr Scott, Cr Gillam, Cr Hansen, Cr Berecz, Cr Musulin, Cr Melsom, Cr Summers
Against:	Nil

Background

The Western Australian Local Government Association (WALGA) is undertaking sector consultation to inform a sector-wide response to anticipated State Government proposals for Local Government electoral reform.

The consultation specifically seeks feedback on two potential reforms:

- the introduction of full spill Local Government elections every four years; and
- the introduction of compulsory voting at Local Government elections.

Local Governments have been requested to provide Council-endorsed responses to WALGA by 4:00pm Friday 27 March 2026 to inform WALGA’s advocacy to the State Government.

The accompanying WALGA Discussion Paper notes that Western Australia currently conducts biennial elections with half of Council positions elected every two years for four-year terms, while most other Australian jurisdictions conduct full spill elections every four years.

Officer’s Comment

The Shire of Irwin currently operates under the Western Australian Local Government electoral model whereby Councillors are elected for four-year terms with approximately half of Council positions contested every two years.

This model provides continuity, experience and stability within Council. For the Shire of Irwin, which has seven elected members, the staggered election cycle ensures that experienced Councillors remain in office following each election. Typically:

- Three or four Councillors are elected at each election, and
- Three or four Councillors remain in office, providing continuity of knowledge and governance.

This staggered system supports:

- knowledge transfer between experienced and newly elected Councillors
- continuity of strategic planning and long-term projects
- stable governance for the organisation and the community.

The proposed shift to full spill elections every four years would create the potential for the entire Council to change at one time. For small regional local governments such as the Shire of Irwin, this presents a significant risk to organisational stability and long-term strategic direction.

A full spill election may result in a Council being elected based on a single issue or short-term political agenda, rather than on the broader strategic interests of the Shire. In such circumstances, the loss of experienced Councillors simultaneously could significantly impact the continuity of governance, policy oversight and strategic direction.

While it has been suggested that a four-year election cycle may reduce the frequency of elections and therefore reduce costs, the WALGA Discussion Paper notes that the cost impacts remain uncertain and require modelling by the Western Australian Electoral Commission.

From the Shire of Irwin's perspective, the financial benefit of reducing election frequency is considered minor when compared with the potential risk to governance continuity and strategic stability.

Maintaining the current staggered election cycle ensures that Council retains corporate knowledge and governance experience at all times, which is particularly important for smaller regional local governments with limited elected member numbers.

For these reasons, it is recommended that the Shire of Irwin does not support the introduction of full spill elections every four years and instead supports the continuation of the existing Western Australian election model.

Consultation

WALGA – Electoral Reform Sector Consultation

Statutory Environment

Local Government Act 1995 (WA)

Policy Implications

Nil

Financial / Resource Implications

Nil

Strategic Implications

Our Brilliant Future – Strategic Community Plan 2021-2031

Strategy 4.2.1 - Ensure compliance whilst embracing innovation and better practice principles

Strategy 4.3.2 - Adopt and follow better practice processes

Attachments

CEO 02-03/26 Attachment 1 – WALGA Infopage: Sector Consultation – Electoral Reform Discussion Paper

CEO 02-03/26 Attachment 2 – WALGA Electoral Reform Discussion Paper (February 2026)

10.6 Committee Reports

Nil

11. MOTIONS OF WHICH PREVIOUS NOTICE HAS BEEN GIVEN

Nil

12. QUESTIONS BY MEMBERS OF WHICH DUE NOTICE HAS BEEN GIVEN

Nil

13. URGENT BUSINESS APPROVED BY PERSON PRESIDING OR BY DECISION

Nil

14. MATTERS FOR WHICH THE MEETING IS CLOSED TO THE PUBLIC

Nil

15. CLOSURE

There being no further business, the Presiding Member closed the meeting at 5.21pm.



Ordinary Council Meeting

28 April 2026

Item 8.2
Special Council Meeting Minutes
31 March 2026



SHIRE OF IRWIN
DONGARA-PORT DENISON

A BRILLIANT BLEND

MINUTES

SPECIAL COUNCIL MEETING
Tuesday 31 March 2026



Disclaimer

The Shire of Irwin:

- advises that the purpose of a Special Council Meeting is to discuss and, where possible, make resolutions about items appearing in the agenda. No person should rely or act on the basis of any decision, advice or information provided by an Elected Member or Officer, or on the content of any discussion occurring during the course of the meeting. No person should rely on the decisions made by Council until formal written advice of the Council is received by that person.
- expressly disclaims any liability for any loss or damage whatsoever and howsoever caused arising out of reliance by any person or legal entity on any such act, omission or statement or intimation occurring during Agenda Forums, Council or Committee Meetings.
- disclaims any liability for any loss arising from any person or body relying on any statement, discussion, recommendation or decision in the audio recording. Council minutes provide the definitive record of Council's resolutions.

Nature of Council's Role in Decision Making

Advocacy	When Council advocates on its own behalf or on behalf of its community to another level of government/body/agency.
Executive	The substantial direction setting and oversight role of the Council e.g., performance of the Local Government's function under law, administration of Local Laws, adopting plans and reports, accepting tenders, directing operations, setting and amending budgets.
Legislative	Includes adopting local laws and local planning schemes.
Review	When Council reviews decisions made by Officers.
Quasi-judicial	When Council determines an application/matter that directly affects a person's rights and interests. The judicial character arises from the obligation to abide by the principles of natural justice e.g., local planning applications, building permits, other permits/licences (e.g. under the Health Act, Dog Act or local laws) and other decisions that may be appealable to the State Administrative Tribunal (SAT).

By allocating these roles, the Shire ensures that the Council's decision-making is structured and aligned with its legal responsibilities, allowing it to effectively govern, serve its community, and maintain compliance with applicable laws.

Notes for Members of the Public

Meeting Formalities

Shire of Irwin Council Meetings are governed by legislation and regulations. During the meeting, no member of the public may interrupt the meetings proceedings or enter into conversation.

Members of the public shall ensure that their mobile phones are switched off and not used during any Shire meeting.

Members of the public are hereby advised that in line with Council Policy CP48 – Recording of Council Minutes, no person is to use any electronic, visual or audio recording device or instrument to record the proceedings of a Council Meeting without the written permission of the Council.

Audio Recordings

This Meeting will be audio recorded. The recording will be made publicly available on the Shire's website within ten (10) days of the meeting being held.

Table of Contents

1. DECLARATION OF OPENING / ANNOUNCEMENT OF VISITORS.....	3
2. RECORD OF ATTENDANCE / APOLOGIES / LEAVE OF ABSENCE.....	3
3. DECLARATION OF PURPOSE OF MEETING	3
4. DECLARATIONS OF INTEREST.....	3
5. PUBLIC QUESTION TIME.....	3
6. REPORTS OF OFFICERS AND COMMITTEES.....	4
6.1 Finance Reports.....	4
FIN 04-03/26 Annual Budget Review 2025/26.....	4
7. CLOSURE	7

Unconfirmed

MINUTES

of the

SPECIAL COUNCIL MEETING

held

Tuesday, 31 March 2026

1. DECLARATION OF OPENING / ANNOUNCEMENT OF VISITORS

The Presiding Member declared the meeting open at 5.00pm and welcomed Councillors, Staff and Gallery Members.

2. RECORD OF ATTENDANCE / APOLOGIES / LEAVE OF ABSENCE

Members

Councillor I Scott	Shire President
Councillor A J Gillam (Via Zoom)	Deputy Shire President
Councillor P Summers	
Councillor L Berecz	
Councillor S Hansen	
Councillor L Musulin	

Staff

Mr S D Ivers	Chief Executive Officer
Miss P Machaka	Manager Finance

Guests

Nil

Apologies

Councillor J Melsom

Approved Leave of Absence

Nil

Gallery

Nil

3. DECLARATION OF PURPOSE OF MEETING

The purpose of this meeting is for Council to consider the following:

- Annual Budget Review 2025/26.

4. DECLARATIONS OF INTEREST

Nil

5. PUBLIC QUESTION TIME

Nil

6. REPORTS OF OFFICERS AND COMMITTEES

6.1 Finance Reports

FIN 04-03/26 Annual Budget Review 2025/26	
Author:	P Machaka, Manager Finance
Responsible Officer:	S Ivers, Chief Executive Officer
File Reference:	3.00227
Council Role:	Executive
Voting Requirements:	Absolute Majority

Report Purpose:

To consider and adopt the annual budget review for the 2025/26 financial year as presented in Attachment Booklet – March 2026.

COUNCIL DECISION		110326
MOVED: Cr Summers		SECONDED: Cr Musulin
That Council by Absolute Majority:		
<ol style="list-style-type: none"> 1. Adopts the 2025/26 Annual Budget Review presented as Attachment 1 in SCM Attachment Booklet – March 2026. 2. Amends the budget accordingly, by Nature as reflected in the estimated year amount column. 3. Amends the capital budget as listed the capital program details. 		
VOTING DETAILS:		CARRIED: 5/0
For:	Cr Scott, Cr Hansen, Cr Berecz, Cr Musulin, Cr Gillam	
Against:	Nil	

Background:

Regulation 33A of the *Local Government (Financial Management) Regulations 1996* requires Council to conduct a review of its budget between 1 January and the last day of February in each financial year. The Regulation requires that the results be submitted to Council to determine whether to adopt the review and recommendations made. Within 14 days of the review a copy of the review and determination is to be provided to the Department of Local Government, Sport and Cultural Industries.

Officer's Comment:

- This report provides information by nature and is based on the seven - month period from 1 July 2025 to 31 January 2026.
- The budget review projects the Shire's full year income and expenditure against full year original budget.
- It is anticipated that the Shire will end the financial year with a deficit of approximately \$342,000, compared to \$159,000 surplus as originally budgeted, which is a decrease of \$501,000. Of this variance, \$75,000 is attributed to the Opening Funding Deficit of \$609,000 increasing to \$684,000, in line with the audited final closing balance for 2024/25 financial year. The remaining \$150,000 is a combination of an increase and reduction in revenue and expenditure in different areas.

Attachment 1 is an explanation of identified major expenditure and revenue variations and a review of the capital program – showing all budgeted items and any expected variation to the budget.

Noteworthy projected variations to the original budget include:

Revenue

- Lower Rates revenue due to the delay by Department of Local Government in processing the Transient Workers Accommodation rates application.
- Lower Operating Grants Subsidies and Contributions of \$581,000 as budgeted road maintenance grant did not materialise as expected.
- Other Revenue is up by \$150,000 due to the receipt of unbudgeted insurance reimbursements.

Operating Expenditure

- Overall Materials & Contracts are projected to increase by \$169,000 or 4%. This is a net result of over and under expenditure in different areas.

Capital Expenditure

- Two new significant projects are as per below:
 - Drive – In Projector \$231,000 (Lotterywest funded)
 - Mount Adams Intersection - \$252,000 (Main Roads and Industry funded)
- On the contrary, some projects were deferred resulting in a net overall decrease of \$209,000 for capital expenditure.

Consultation:

Responsible officers have predicted the balances on their activities.

Statutory Environment:

Local Government Act 1995

Local Government (Financial Management) Regulations 1996

33A. *Review of budget*

- (1) *Between 1 January and the last day of February in each financial year a local government is to carry out a review of its annual budget for that year.*
- (2A) *The review of an annual budget for a financial year must -*
 - (a) *consider the local government's financial performance in the period beginning on 1 July and ending no earlier than 31 December in that financial year; and*
 - (b) *consider the local government's financial position as at the date of the review; and*
 - (c) *review the outcomes for the end of that financial year that are forecast in the budget.*
- (2) *The review is to be presented to council by 31 March in that financial year.*
- (3) *A council is to consider a review submitted to it and is to determine* whether or not to adopt the review, any parts of the review or any recommendations made in the review.*

**Absolute majority required.*
- (4) *Within 14 days after a Council has made a determination, a copy of the review and determination is to be provided to the Department.*

Australian Accounting Standards

Policy Implications:

Nil

Financial/Resource Implications:

The adoption of this budget review will forecast an estimated deficit of \$342k.

Strategic Implications:

Strategic Community Plan 2021 - 2031

Strategy 4.2.1 Ensure compliance whilst embracing innovation and better practice principles

Strategy 4.3.3 Adopt and follow better practice processes

Attachments:

SCM Attachment Booklet – March 2026

FIN 04-03/26 Attachment 1 – Annual Budget Review 2025/26

Unconfirmed

7. CLOSURE

There being no further business, the Presiding Member closed the meeting at 5.02pm.

Unconfirmed



Ordinary Council Meeting

28 April 2026

Item 8.3

Annual Electors Meeting Minutes

24 March 2026



MINUTES

Annual Electors Meeting

held on

Tuesday 24 March 2026

in the

Shire of Irwin Council Chambers

11-13 Waldeck Street, Dongara



MINUTES

ANNUAL ELECTORS MEETING

held

Tuesday 24 March 2026

1. DECLARATION OF OPENING / ANNOUNCEMENT OF VISITORS

The Shire President welcomed Councillors, staff, and members of the public, and declared the Meeting open at 5.00pm.

2. RECORD OF ATTENDANCE / APOLOGIES / LEAVE OF ABSENCE

Members

Councillor I Scott	Shire President
Councillor P Summers	
Councillor S Hansen	
Councillor L Berecz	

Staff

Mr S D Ivers	Chief Executive Officer
Mr M Connell	Manager Development
Mr M Jones	Manager Operations
Miss P Machaka	Manager Finance
Ms S Mearns	Executive Assistant

Guests

Mr Michael Liprino	Pitcher Partners
Mr Caden Manfield	Pitcher Partners
Mr Vignesh Raj	Office of the Attorney General

Apologies

Councillor A J Gillam	Deputy Shire President
Councillor J Melsom	
Councillor L Musulin	
Mr M Antony	Community Emergency Services Manager
Ms F Boksmati	Manager Community Services

Approved Leave of Absence

Nil

Electors and Members of the Public (Non electors)

Beverley Sharp

3. 2024/25 ANNUAL REPORT

The CEO, Shane Ivers provided a verbal report to Council, Electors and members of the public, an overview of key achievements across operational areas as follows:

The 2024/25 financial year has been another year of strong delivery and innovation for the Shire of Irwin. Through the dedication of staff, the leadership of Council and the support of our community, we continued to deliver essential projects and services despite ongoing financial challenges and below-average State Government funding. Our results once again reflect a united organisation focused on efficiency, community connection and practical solutions that make a real difference.

Infrastructure and Operations

The Shire's Operations team continued to achieve excellent outcomes in maintaining and improving community assets. More than 9 kilometres of Mount Adams Road were reconstructed, with Water Supply Road scheduled next. Routine rural grading, drainage, and verge maintenance were completed across the Shire, supported by the Shire's Trimble GPS grader technology for more precise and efficient works. Townsite improvements included verge mowing, kerbing, signage and tree management, while transfer station upgrades improved traffic flow and recycling. The Granny's Beach playground renewal and new foreshore ramp were completed in time for summer, enhancing coastal access and amenity. These achievements highlight the Shire's ongoing commitment to maintaining high service standards while maximising the value of every dollar spent.

Planning and Development

Steady growth continued throughout the year, with a consistent flow of residential and commercial projects demonstrating local confidence. Over 60 applications were processed, supported by strong health and building compliance programs. The Local Planning Strategy review and new policies for caravans, tiny homes and short-term accommodation progressed, providing clearer guidance for future housing and tourism opportunities. Regular food, septic and pool inspections maintained community safety and compliance.

Community and Recreation

The Shire's community services, events and recreation programs continued to strengthen local identity and connection. Major events such as Australia Day and Magic on Moreton were well attended and widely supported. The Community Assistance Scheme & Events (CASE) program allocated its full budget to community projects, sporting travel subsidies and local events.

The Irwin Recreation Centre remained a hub for health and wellbeing, with 166 active members and over 520 visit-pass users in June 2025. Popular programs such as pickleball, gym classes and the school holiday program continued to grow. Customer service interactions exceeded 900 per month, supported by a commitment to prompt, personal assistance.

A highlight was the successful partnership with Mitsui E&P Australia, contributing towards the Dongara–Port Denison Public CCTV Strategy, further improving community safety.

Emergency Management and Resilience

The Shire's emergency management program strengthened local preparedness and volunteer capacity. The Bushfire Risk Management Plan 2025–2030 was completed and adopted, and volunteer brigades maintained strong readiness and community engagement. Through the \$500,000 Seroja Resilience Fund, projects advanced for the Secondary Resilience Hub (Shire Hall), Recreation Centre roof refurbishment, and the Firebreak Management System and drone program.

Governance and Financial Stewardship

Council maintained a clear focus on responsible financial management and transparent decision-making. Major funding outcomes included:

- \$5 million - Bridges Renewal Program (plus \$600 000 from Mitsui)
- \$1.53 million - Growing Regions Program;
- \$365 000 - Recreational Boating Facilities Scheme; and
- \$500 000 - Seroja Local Government Resilience Fund.

The Corporate Services Alliance Project and ERP partnership with iTANZ Infinity Pty Ltd progressed, modernising systems to improve service delivery and long-term efficiency.

Looking Ahead

In 2025/26, the Shire will deliver the Milo Crossing upgrade, complete LRCI Phase 4 projects and continue to advocate for fairer regional funding. Innovation, sustainability and community partnership will remain our guiding principles.

Acknowledgements

I thank Shire President Mark Leonard, Councillors and all staff for their commitment and professionalism, and extend appreciation to our volunteers, community groups and residents for their ongoing support. Together we are ensuring the Shire of Irwin remains a thriving, resilient and connected community, a brilliant blend of opportunity, lifestyle and pride.

4. GENERAL BUSINESS

4.1 Michael Liprino – Pitcher Partners

Michael Liprino from Pitcher Partners provided the following report on the 2024/25 Audit process.

The Shire of Irwin's 2024/25 financial audit, conducted in conjunction with Pitcher Partners, resulted in a clean audit opinion with no material issues, discrepancies, or matters requiring management attention. Both Pitcher Partners and the Office of the Auditor General (OAG) undertook internal independence checks and confirmed the integrity of the process. As part of the audit, all Council and Committee minutes were reviewed, along with the Shire's current operations and forward budget, to ensure alignment with its primary focus and strategic direction. Auditors reported no instances of fraud during the period, noting that while fraud detection is a by-product of the audit process, no concerns arose. Importantly, there were no adjustments required as a result of the audit, no material discrepancies identified, and no matters needing to be raised with management.

Overall, the audit confirmed strong governance and compliance across the organisation, with no instances of non-compliance detected. Staff were commended for their high level of cooperation throughout the engagement and for demonstrating a clear understanding of their roles and responsibilities. The findings indicate that the Shire is well-positioned moving forward, with "business as usual" expected over the next twelve months and no concerns impacting future operations. The only recommendation noted was to encourage staff to take accrued leave where balances exceed eight weeks, supporting workforce wellbeing and sustainability.

4.2 Questions from the public/Ratepayers

There were no questions from Shire of Irwin Ratepayers/Gallery Members.

5. CLOSURE

There being no further business, the Presiding Member declared the meeting closed at 5.16pm.



Ordinary Council Meeting

28 April 2026

Item 8.4

Annual Electors Meeting Minutes

25 March 2025



MINUTES

ANNUAL ELECTORS MEETING

Tuesday 25 March 2025





MINUTES

of the

ANNUAL ELECTORS MEETING

25 March 2025

1. DECLARATION OF OPENING / ANNOUNCEMENT OF VISITORS

The Shire President welcomed Councillors, Staff and Members and the Gallery Member then declared the Meeting open at 5.00pm.

2. RECORD OF ATTENDANCE / APOLOGIES / LEAVE OF ABSENCE

Members

Councillor M Leonard	Shire President
Councillor B Wyse	Deputy Shire President
Councillor P Summers	
Councillor A Gillam	
Councillor I Scott	
Councillor E Tunbridge	
Councillor J Melsom	

Staff

Mr S Ivers	Chief Executive Officer
Ms P Machaka	Manager Finance
Ms F Boksmati	Acting Manager Community Services
Mr M Connell	Manager Development
Ms S Mearns	Executive Assistant/Minute Taker

Electors and Members of the Public (Non electors)

Mr John Rossiter	Port Denison
------------------	--------------

Approved Leave of Absence

Nil

Apologies

Mr M Jones	Manager Operations
Mr S Stubbs	Community Emergency Services Manager

3. 2023/24 ANNUAL REPORT

CEO Shane Ivers provided an overview of the 2023/24 Annual Report and highlight significant events:

The 2023/24 financial year was another strong year of delivery including community events, assorted projects, maintenance operations and supporting building growth by providing timely approvals. Soon after adopting the 2023/24 Budget, the biennial Council election took place. I firstly

acknowledge the significant contribution of the outgoing Shire President Mike Smith who was elected in 2011 as a Councillor and served the last 6 years as President. I welcome the new Shire President Mark Leonard who commenced as a Councillor in 2013. Councillor Peter Summers was the only newly elected Councillor with Cr Grant Eva retiring after completing his term and the re-election of councillors Cr Andrew Gillam and Cr Hayley Palmer though Cr Hayley Palmer subsequently resigned in early 2024.

The results from the 2023/24 annual audit of the Shire financial and management systems demonstrated good compliance. At the same time, it must be noted that again the Shire of Irwin received some of the lowest funding in WA from the State Government which directly impacts the projects and services we can deliver to our community. Despite this significant challenge, the vision of Council, the dedication of staff and the support of our community has seen outstanding achievements.

The Surf Beach stabilisation works are an example of financial innovation where the last stage of this project was completed, which has been very effective and at less than a quarter of the cost compared to cheapest traditional treatment. Without this innovation, the Shire would not have been able to afford to protect this beautiful portion of coastline and in turn it would have impacted Ocean Drive and Surf Beach car park infrastructure.

Given the tight financial constraints, the Shire is continually implementing solutions to increase efficiency, which included improving our work management systems, upgrading our prime mover to cart double trailers, purchasing a spray truck to catch the early emergence of road verge weeds eliminating days of slashing, continuing the program with the skid steer mulcher to remove heavier road verge growth and a mini excavator to sort out reticulation issues in-house ensuring a green foreshore and sporting ovals.

After some persistence to resolve the projector issues, the Drive-In was back in action where the Shire was able to achieve this result for minimal cost. Shire events such as the Sprint, Magic on Moreton and Australia Day were all successfully delivered. The Recreational Centre had strong gym attendance and once again supported the school holiday programs. The Container Deposit Scheme counted well over 2 million containers and our customer service team managed over 20,000 interactions with the public.

We are already located in one of the most beautiful places in the state, a great place to live and with incredible potential. Our Kailis Drive entry statement was completed which has improved the visibility of this important entry into Port Denison, with an aim to increase visitor numbers to Dongara Port Denison and showcase our wonderful foreshores, river and other community assets.

Our local economy is continuing to strengthen around core areas such as tourism, farming, crayfishing and onshore gas with local businesses providing the necessary support. The practical balance between workers accommodation and tourist accommodation is critical, such that all industries and local businesses can continue to grow. The accommodation challenge, including community housing and it being affordable, were during the year, key advocacy areas for the Shire. Once again, many thanks to the new Shire President and Councillors for their strategic oversight guiding the Shire through another productive year. I also sincerely thank all staff for their hard work and dedication and our community for their continued support.

The Shire President then thanked the Chief Executive Officer and staff for their professionalism which was showcased in there being no adverse findings reported during the 2023/24 Financial Audit. The Shire President also expressed gratitude to fellow Councillors for their dedication and professionalism in addressing issues, working through resolutions, and reaching the best possible outcomes for the Shire.

4. GENERAL BUSINESS

The Shire President invited the Gallery to pose any questions relating to General Business.

Question 1: John Rossiter, Port Denison:

When something is gazetted doesn't that mean that it cannot be changed, specifically in relation to Francis Road and Pettit Road?

Response:

The Shire President confirmed that Pettit Road, was originally named as such. The street sign erected however was incorrect and showed the road name as Pettit Lane. Subsequently

the street sign was corrected to Pettit Road which is the correct name as confirmed by Landgate.

The Manager Development added that Landgate requirements in relation to the naming and gazetting of roads and confirmed that the practice of officially naming roads is covered under section 26A of the Land Administration Act 1997. The Minister for Lands is responsible for the Act, and through delegated authority, the Minister enables Landgate to capture and maintain road names within Western Australia. Landgate is responsible for maintaining the State's Gazetteer and nomenclature database which contains official names for public and private roads for all of Western Australia. Landgate has confirmed that the correct road name is Francis Road.

Question 2: Bruce Baskerville, Port Denison:

It was resolved at the 27 August 2024 Council meeting to forward the Draft Local Planning Strategy to the WA Planning Commission for approval before being advertised for public comment. What is the progress the draft strategy?

Response:

The WA Planning Commission gave its consent to advertise the draft Local Planning Strategy on 27 February 2025. The draft Strategy will now be advertised for public comment commencing tomorrow with the submission period closing on 17 April 2025.

Question 3: Bruce Baskerville, Port Denison:

The Irwin Arrowsmith Advisory Council (IAAC) - the Terms of Reference was endorsed by Council 22 August 2023. \$150,000 expenditure in total was approved by Council, which was to be reimbursed in full to the Shire by 31 December 2024. Has the \$150,000 been reimbursed?

Response:

To clarify, the Council decision was for the Shire to seek reimbursement. The Shire has received close to \$1M from Irwin/Arrowsmith industry. These funds have been put to good use where it has been, or planned to be, multiplied through appropriate Federal or State grant funding applications. The multiplication has been up to 8 times such as the case with Milo Crossing creating exceptional benefit for our community.

Question 4: Bruce Baskerville, Port Denison:

The Irwin Arrowsmith Advisory Council (IAAC) – if the \$150,000 has been reimbursed, where does the revenue appear?

Response:

It is captured under Operating Grants, Subsidies and Contributions or Non-Operating Grants, Subsidies and Contributions in the Shire of Irwin Statement of Financial Activity, or in the balance sheet as a Contract Liability under Adjusted Net Current Assets.

Question 5: Bruce Baskerville, Port Denison:

The Irwin Arrowsmith Advisory Council (IAAC) – has it been established or registered?

Response:

No. There was a significant industry downturn February 2023, which is only showing signs of recovery now.

Question 6: Bruce Baskerville, Port Denison:

The Irwin Arrowsmith Advisory Council (IAAC) - if it has not been registered, what entity has the \$150,000 been made available?

Response:

No entity has received any portion of the \$150,000.

Question 7: Bruce Baskerville, Port Denison:

The Irwin Arrowsmith Advisory Council (IAAC) – from what entity was any reimbursement received?

Response:

Many local businesses and industries have generously supported the Shire of Irwin community. Industries that have contributed to the \$1M mentioned in the earlier question include Mitsui (MEPAU), Beach Energy, Energy Resources, Strike Energy, Infinite Green Energy, Tronox Management Pty Ltd and Mid West Wind Farm Pty Ltd.

5. CLOSURE

There being no further business, the Presiding Member declared the meeting closed at 5.16pm.



AGENDA FORUM NOTES

Tuesday 21 April 2026



Table of Contents

- 1. DECLARATION OF OPENING / ANNOUNCEMENT OF VISITORS..... 3
- 2. RECORD OF ATTENDANCE / APOLOGIES / LEAVE OF ABSENCE..... 3
- 3. RESPONSE TO PREVIOUS PUBLIC QUESTIONS TAKEN ON NOTICE 3
- 4. PUBLIC QUESTION TIME..... 3
- 10. REPORTS OF OFFICERS AND COMMITTEES..... 3
- 14. MATTERS FOR WHICH THE MEETING IS CLOSED TO THE PUBLIC..... 5
 - 14.1 CEO 03-04/26 Chief Executive Officer Leave and Standing Acting CEO Arrangements..... 5
- 15. CLOSURE 5

1. **DECLARATION OF OPENING / ANNOUNCEMENT OF VISITORS**
2. **RECORD OF ATTENDANCE / APOLOGIES / LEAVE OF ABSENCE**

Members

Councillor I Scott	Shire President
Councillor A J Gillam	Deputy Shire President
Councillor P Summers	
Councillor J Melsom (via Zoom)	
Councillor S Hansen	

Staff

Mr S D Ivers	Chief Executive Officer
Mr M Connell	Manager Development
Miss P Machaka	Manager Finance
Mr M Antony	Community Emergency Services Manager
Ms F Boksmati	Manager Community Services
Ms S Mearns	Executive Assistant

Guests

Nil

Apologies

Councillor L Berecz	
Councillor L Musulin	
Mr M Jones	Manager Operations

Approved Leave of Absence

Nil

Gallery

Nil

3. **RESPONSE TO PREVIOUS PUBLIC QUESTIONS TAKEN ON NOTICE**
Nil
4. **PUBLIC QUESTION TIME**
Nil

Items 5 – 9 will be dealt with at the Ordinary Council Meeting being held on Tuesday 28 April 2026.

10. REPORTS OF OFFICERS AND COMMITTEES

10.1	FINANCE REPORTS
FIN 01-04/26	Accounts for Payment – March 2026
Report Purpose	For Council to receive the list of accounts paid under delegated authority during February 2026.
Questions	Cr Hansen asked for details about payments made to N-Able and Telair, including the services they provide. The ICT Supervisor confirmed that both are IT companies, noting that Telair offers services similar to Telstra, while N-Able was engaged to deliver IT protection.

FIN 02-04/26	Monthly Financial Statements – February 2026
Report Purpose	For Council to consider and receive the Monthly Financial Statements for the period 1 July 2025 to 28 February 2026.
Comments	Manager Finance commented that the increase in fuel costs has started to have an impact on the Shire’s 2025/26 budget and will definitely cause an impact on the 2026/27 budget.
FIN 03-04/26	Budget Amendment – April 2026
Report Purpose	For Council to approve amendments to the 2025/26 Budget as detailed in the attachment.
Questions	Nil
10.2	DEVELOPMENT REPORTS
DEV 01-04/26	March 2026 Development Delegated and Authorised Authority Report
Report Purpose	For Council to receive the March 2026 Development Delegated and Authorised Authority Report.
Questions	Nil
DEV 02-04/26	Adoption of draft Local Public Health Plan
Report Purpose	For Council to adopt the draft Shire of Irwin Local Public Health Plan 2026 – 2031 and advertise it for public comment.
Questions	Nil
10.4	COMMUNITY SERVICES REPORTS
	Nil
10.5	OFFICE OF THE CEO REPORTS
CEO 01-04/26	Appointment of Independent Chair to the Audit Committee
Report Purpose	For Council to appoint Mr Brent Bailey, Chief Executive Officer of the Shire of Dandaragan, as the independent Chairperson of the Shire of Irwin Audit, Risk and Improvement Committee for a two-year term.
Questions	Nil
10.6	COMMITTEE REPORTS
10.6.1	Community Assistance Scheme & Events (CASE) Meeting Minutes

Items 11 – 13 will be dealt with at the Ordinary Council Meeting being held on Tuesday 28 April 2026.

14. MATTERS FOR WHICH THE MEETING IS CLOSED TO THE PUBLIC**14.1 CEO 03-04/26 Chief Executive Officer Leave and Standing Acting CEO Arrangements**

The matter at CEO03-04/26 is to be considered behind closed doors in accordance with Section 5.23(2)(a) of the *Local Government Act 1995* as it relates to a matter affecting an employee to be discussed at the meeting.

15. CLOSURE

There being no further business, the Presiding Member closed the Agenda Forum at 5.25pm.



Ordinary Council Meeting

28 April 2026

Item FIN 01-04/26
Accounts for Payment

Shire of Irwin

*List of Accounts paid March 2026 for presentation to the
Council Meeting 28 April 2026*

MUNICIPAL/(TRUST) PAYMENTS				
EFT/CHQ #	DATE	PAYEE	DESCRIPTION	PAYMENTS
00000004/1	03/03/2026	ACCESS TO LEISURE AND SPORT INC (ATLAS)	EQUIPMENT HIRE FOR EVENT	1,410.20
00000004/2	03/03/2026	AUSTRALIA POST	POSTAGE	1,099.67
00000004/3	03/03/2026	AVON WASTE	WASTE COLLECTION	26,621.58
00000004/4	03/03/2026	BABA MARDA ROAD SERVICES	TRAFFIC MANAGEMENT	4,366.68
00000004/5	03/03/2026	TARTS & CO	FLOWERS FOR EVENT	480.00
00000004/6	03/03/2026	BRAND MECHANICAL SERVICES	FIRE RESPONSE	3,511.20
00000004/7	03/03/2026	BURSON AUTOMOTIVE PTY LTD	CONSUMABLES	1,258.74
00000004/8	03/03/2026	CENTRAL WEST CONCRETE PTY LTD	MAINTENANCE SUPPLIES	24.75
00000004/9	03/03/2026	CARL SCUDDER	BUILDING MAINTENANCE	1,496.00
00000004/10	03/03/2026	CORSIGN WA	SIGNAGE	49.50
00000004/11	03/03/2026	DAZFAB ENGINEERING	PLAYGROUND EQUIPMENT REMOVAL	528.00
00000004/12	03/03/2026	DONGARA BAKERY	KIOSK SUPPLIES	129.00
00000004/13	03/03/2026	DONGARA FREIGHT	FREIGHT	192.70
00000004/14	03/03/2026	LANDGATE - WESTERN AUSTRALIAN LAND INFORMATION AUTHORITY	INTERIM SCHEDULES	178.43
00000004/15	03/03/2026	DONGARA BODY BUILDERS	PLANT AND EQUIPMENT REPAIRS	6,242.17
00000004/16	03/03/2026	DONGARA DRILLING & ELECTRICAL	ELECTRICAL REPAIRS	8,654.83
00000004/17	03/03/2026	TYREPOWER DONGARA	TYRE REPAIRS AND REPLACEMENT	2,626.75
00000004/18	03/03/2026	DONGARA LOCAL RAG	ADVERTISING	1,929.00
00000004/19	03/03/2026	DONGARA MIDWEST WASTE	HIRE OF ABLUTION	1,045.00
00000004/20	03/03/2026	DONGARA HOTEL MOTEL	ACCOMMODATION	680.00
00000004/21	03/03/2026	DEPARTMENT OF PLANNING, LANDS AND HERITAGE	CONSULTANT	870.00
00000004/22	03/03/2026	DATA SIGNS PTY LTD	SUBSCRIPTION	686.40
00000004/23	03/03/2026	DONGARA TOWN BUSHFIRE BRIGADE	REIMBURSEMENT	1,355.15
00000004/24	03/03/2026	GERALDTON BUILDING SERVICES & CABINETS	ERECT SHELTER AT SKATE PARK	19,800.00
00000004/25	03/03/2026	GERALDTON MOWER & REPAIR	CONSUMABLES	510.85
00000004/26	03/03/2026	CITY OF GREATER GERALDTON	MERU WASTE DISPOSAL CHARGES	28,676.70
00000004/27	03/03/2026	REFUEL AUSTRALIA	FUEL	38,170.05
00000004/28	03/03/2026	GHD PTY LTD	CONSULTANT	16,247.98
00000004/29	03/03/2026	GLASS CO WA	SECURITY MAINTENANCE REPAIRS	239.05
00000004/30	03/03/2026	THE THOMPSON FAMILY TRUST T/AS GERALDTON PARTY & EVENT HIRE	EQUIPMENT HIRE FOR EVENT	2,728.00
00000004/31	03/03/2026	INSIDE OUT CLEAN	CLEANING SERVICES	150.00
00000004/32	03/03/2026	JCI LOCKSMITHS	SECURITY MAINTENANCE REPAIRS	226.05
00000004/33	03/03/2026	JMH GROUP WA PTY LTD	PARTS	641.32
00000004/34	03/03/2026	LG BEST PRACTICES PTY LTD	PAYROLL SERVICES	19,261.00
00000004/35	03/03/2026	DONGARA DENISON LIONS CLUB INC	DONATION AND REIMBURSEMENT FOR EVENT	1,000.00
00000004/36	03/03/2026	MACS AUSTRALIA GROUP PTY LTD	HIRE OF TRANSPORTABLE	1,298.53
00000004/37	03/03/2026	METRO COUNT VEHICLE CLASSIFIER SYSTEMS	CONSUMABLES	2,266.00
00000004/38	03/03/2026	GERALDTON TOYOTA	SUPPLY OF VEHICLE	44,961.74
00000004/39	03/03/2026	MIDWEST FIRE PROTECTION & SAFETY SERVICES	EQUIPMENT SERVICING	176.00
00000004/40	03/03/2026	MITCHELL & BROWN	OVEN FOR VILLAGE UNIT	840.00
00000004/41	03/03/2026	MIDWEST POWER SOLUTIONS	ELECTRICAL REPAIRS	1,875.50
00000004/42	03/03/2026	MIDWEST SOLAR AND WATER	PLUMBING REPAIRS	2,014.10
00000004/43	03/03/2026	MULLERMIND	PHOTOGRAPHER	1,673.50
00000004/44	03/03/2026	JLT RISK SOLUTIONS PTY LTD	REGIONAL RISK COORDINATOR	7,476.70
00000004/45	03/03/2026	LGIS WA	INSURANCE ADJUSTMENT	6,320.51
00000004/46	03/03/2026	ONSHORE CABINETS AND FURNITURE	BUILDING MAINTENANCE	2,220.00
00000004/47	03/03/2026	P MACHAKA	REIMBURSEMENT	888.00
00000004/48	03/03/2026	PEMCO DIESEL	SERVICE AND REPAIRS	3,340.13
00000004/49	03/03/2026	APTELLA PTY LTD	SUBSCRIPTION	3,718.00
00000004/50	03/03/2026	PROCUREMENT ASSOCIATES PTY LTD	CONSULTANT	7,018.00
00000004/51	03/03/2026	SARA LOUISE SHARMAN	FACE PAINTER FOR AUSTRALIA DAY EVENT	555.00
00000004/52	03/03/2026	SONY PICTURES RELEASING PTY LTD	DRIVE IN FILM RENTAL FEES	695.26
00000004/53	03/03/2026	SUBTERRANEAN SERVICE LOCATIONS WA	SERVICE LOCATION	781.00
00000004/54	03/03/2026	SUNSET TAKEAWAY DINER	CATERING	990.00
00000004/55	03/03/2026	DONGARA TENNIS CLUB	DONATION - DRIVE IN	600.00
00000004/56	03/03/2026	T-QUIP	PARTS	279.70
00000004/57	03/03/2026	TUTT BRYANT EQUIPMENT	PARTS	214.78
00000004/58	03/03/2026	ULTIMATE WATERSPORTS	ENTERTAINMENT FOR AUSTRALIA DAY EVENT	3,795.00
00000004/59	03/03/2026	VANGUARD PRINT	HOLIDAY PLANNER STORAGE AND TRANSPORT FEES	265.09
00000004/60	03/03/2026	PUBLIC TRANSPORT AUTHORITY OF WA	BUS TICKET SALES	216.72
00000004/61	03/03/2026	WESTRAC EQUIPMENT	SERVICE AND REPAIRS	5,741.52
00000004/62	03/03/2026	WINCHESTER INDUSTRIES	ROAD MAINTENANCE SUPPLIES	7,637.63
00000004/63	03/03/2026	YOUNG MOTORS PTY LTD	SERVICE AND REPAIRS	190.00
00000004/64	03/03/2026	ZETTAGRID PTY LTD	REMOTE IT BACKUP COSTS	3,657.13
00000004/65	03/03/2026	WINC AUSTRALIA PTY LTD	PRINTER CHARGES	370.21
00000004/66	03/03/2026	WA MERMAIDS PTY LTD	ENTERTAINMENT FOR EVENT	2,982.87
00000004/67	03/03/2026	DANCING BROLGAS MUSIC PTY LTD	ENTERTAINMENT FOR EVENT	1,600.00
00000004/68	03/03/2026	OMEGA SIGNS	BANNERS	500.00
00000005/1	12/03/2026	AUSTRALIAN TAXATION OFFICE - BAS	BAS RECONCILIATION	75,168.00
00000006/1	16/03/2026	AVON WASTE	WASTE COLLECTION	15,990.61
00000006/2	16/03/2026	BABA MARDA ROAD SERVICES	TRAFFIC MANAGEMENT	3,862.10
00000006/3	16/03/2026	FLOW CONSULTING ENGINEERS PTY LTD	INSPECTION	1,540.00
00000006/4	16/03/2026	BP ROADHOUSE DONGARA	PUBLICATIONS	200.20

Shire of Irwin

List of Accounts paid March 2026 for presentation to the
Council Meeting 28 April 2026

MUNICIPAL/(TRUST) PAYMENTS				
EFT/CHQ #	DATE	PAYEE	DESCRIPTION	PAYMENTS
00000006/5	16/03/2026	BRAND MECHANICAL SERVICES	ROAD CONSTRUCTION SUPPLIES	66,000.00
00000006/6	16/03/2026	DEPARTMENT OF LOCAL GOVERNMENT, INDUSTRY REGULATION AND SAFETY	BUILDING SERVICES LEVY RECONCILIATION	3,498.99
00000006/7	16/03/2026	BURSON AUTOMOTIVE PTY LTD	PARTS	438.90
00000006/8	16/03/2026	CARL SCUDDER	BUILDING MAINTENANCE	312.50
00000006/9	16/03/2026	CLEANPAK TOTAL SOLUTIONS	CONSUMABLES	234.96
00000006/10	16/03/2026	CIVIC WORKFORCE MANAGEMENT	HUMAN RESOURCE SERVICES	5,312.00
00000006/11	16/03/2026	DELTA CLEANING SERVICES	CLEANING OF GRAFFITI	528.00
00000006/12	16/03/2026	DONGARA DRILLING & ELECTRICAL	ELECTRICAL REPAIRS	1,188.80
00000006/13	16/03/2026	TYREPOWER DONGARA	TYRE REPAIRS AND REPLACEMENT	1,366.70
00000006/14	16/03/2026	FIRST HEALTH SERVICES	PRACTICE MANAGEMENT - MEDICAL CENTRE	28,325.00
00000006/15	16/03/2026	REFUEL AUSTRALIA	CONSUMABLES	428.82
00000006/16	16/03/2026	GHD PTY LTD	CONSULTANT	50,420.33
00000006/17	16/03/2026	GREENFIELD TECHNICAL SERVICES	TECHNICAL SERVICES	1,650.00
00000006/18	16/03/2026	GRIMWADE PUBLICATIONS	PUBLICATIONS	210.00
00000006/19	16/03/2026	INCITE SECURITY	SECURITY MAINTENANCE	1,776.08
00000006/20	16/03/2026	IQTECH SOLUTIONS	PRINTER CHARGES	545.87
00000006/21	16/03/2026	IRWIN SHIRE - RATES	PAYROLL DEDUCTIONS	4,090.00
00000006/22	16/03/2026	KEVREK (AUSTRALIA) PTY LTD	EQUIPMENT	1,232.00
00000006/23	16/03/2026	SHIRE OF IRWIN - LOTTO FUND	PAYROLL DEDUCTIONS	235.00
00000006/24	16/03/2026	MARKS WATERTRUCK	SUPPLY WATER	308.00
00000006/25	16/03/2026	MCDONALD WHOLESALERS	KIOSK SUPPLIES	342.75
00000006/26	16/03/2026	MILLS OAKLEY	LEGAL EXPENSE	1,126.40
00000006/27	16/03/2026	MITCHELL & BROWN	EQUIPMENT	1,612.95
00000006/28	16/03/2026	MIDWEST POWER SOLUTIONS	ELECTRICAL REPAIRS	561.00
00000006/29	16/03/2026	MIDWEST SOLAR AND WATER	PLUMBING REPAIRS	534.60
00000006/30	16/03/2026	ONSHORE CABINETS AND FURNITURE	BUILDING MAINTENANCE	2,222.00
00000006/31	16/03/2026	PETTIT NOMINEES PTY LTD	INSPECTION AND SERVICE	258.50
00000006/32	16/03/2026	PIRTEK GERALDTON	PARTS	280.32
00000006/33	16/03/2026	SUMMIT FERTILIZERS	CONSUMABLES	1,302.91
00000006/34	16/03/2026	DONGARA IGA	CONSUMABLES	800.12
00000006/35	16/03/2026	TEAM GLOBAL EXPRESS PTY LTD	FREIGHT CHARGES	1,138.84
00000006/36	16/03/2026	TOOL KIT DEPOT	EQUIPMENT	2,185.00
00000006/37	16/03/2026	SYNERGY	ELECTRICITY CHARGES	10,462.14
00000006/38	16/03/2026	ZETTAGRID PTY LTD	REMOTE IT BACKUP COSTS	3,657.13
00000006/39	16/03/2026	A & L ELECTRICAL REFRIGERATION AND AIR CONDITIONING PTY LTD	ELECTRICAL REPAIRS	803.75
00000006/40	16/03/2026	MELALEUCA AGRICULTURE PTY LTD	FIRE RESPONSE	5,489.00
00000006/41	16/03/2026	H SKEET	REFUND	52.00
00000006/42	16/03/2026	D SPURR	REFUND	1,000.00
00000006/43	16/03/2026	COMPLETE APPROVALS	REFUND	171.65
00000007/1	26/03/2026	AUSSIE NATURAL	ANNUAL RENTAL CHARGES	99.00
00000007/2	26/03/2026	AMPAC DEBT RECOVERY (WA) PTY LTD	DEBT RECOVERY	1,124.90
00000007/3	26/03/2026	AUSTRALIA POST	POSTAGE	856.78
00000007/4	26/03/2026	AVON WASTE	WASTE COLLECTION	42,813.15
00000007/5	26/03/2026	BADGELINK	STAFF BADGES	31.45
00000007/6	26/03/2026	BATAVIA COAST TRIMMERS	SHADE SAILS MANUFACTURE	2,585.00
00000007/7	26/03/2026	CONSTRUCTION TRAINING FUND	CONSTRUCTION TRAINING FUND RECONCILIATION	6,722.49
00000007/8	26/03/2026	BENARA NURSERIES	PLANTS	1,577.05
00000007/9	26/03/2026	BLACKWOODS	CONSUMABLES	193.55
00000007/10	26/03/2026	DONGARA AMCAL PHARMACY	VACCINATIONS	321.20
00000007/11	26/03/2026	BURSON AUTOMOTIVE PTY LTD	PARTS	602.31
00000007/12	26/03/2026	CARL SCUDDER	BUILDING MAINTENANCE	5,201.10
00000007/13	26/03/2026	CORSIGN WA	SIGNAGE	348.15
00000007/14	26/03/2026	CENTRAL WEST PEST CONTROL	PEST CONTROL	220.00
00000007/15	26/03/2026	DONGARA BUILDING & TRADE SUPPLIES	SUPPLIES	494.55
00000007/16	26/03/2026	LANDGATE - WESTERN AUSTRALIAN LAND INFORMATION AUTHORITY	INTERIM SCHEDULES	233.41
00000007/17	26/03/2026	DONGARA DRILLING & ELECTRICAL	ELECTRICAL REPAIRS	1,328.28
00000007/18	26/03/2026	TYREPOWER DONGARA	TYRE REPAIRS AND REPLACEMENT	3,053.75
00000007/19	26/03/2026	DONGARA LOCAL RAG	ADVERTISING	254.00
00000007/20	26/03/2026	DONGARA DISTRICT HIGH SCHOOL P & C	DONATION - DRIVE IN	800.00
00000007/21	26/03/2026	DONGARA TREE SERVICES	TREE PRUNING AND REMOVAL	5,390.00
00000007/22	26/03/2026	CITY OF GREATER GERALDTON	MERU WASTE DISPOSAL CHARGES	27,391.80
00000007/23	26/03/2026	GERALDTON TROPHY & ENGRAVING CENTRE	CEMETERY PLAQUE	415.80
00000007/24	26/03/2026	REFUEL AUSTRALIA	FUEL	34,542.74
00000007/25	26/03/2026	GHD PTY LTD	CONSULTANT	9,540.30
00000007/26	26/03/2026	GLASS CO WA	SECURITY MAINTENANCE	463.05
00000007/27	26/03/2026	THINK WATER MID WEST	PLUMBING REPAIRS	802.65
00000007/28	26/03/2026	INCITE SECURITY	SECURITY MAINTENANCE	825.00
00000007/29	26/03/2026	IQTECH SOLUTIONS	PRINTER CHARGES	118.80
00000007/30	26/03/2026	JCI LOCKSMITHS	SECURITY MAINTENANCE	743.90
00000007/31	26/03/2026	LOCAL BLOKE WHOLESALERS PTY LTD	VISITOR CENTRE STOCK	254.41
00000007/32	26/03/2026	LG BEST PRACTICES PTY LTD	PAYROLL SERVICES	14,531.00
00000007/33	26/03/2026	LO-GO APPOINTMENTS	LABOUR HIRE	2,026.83

Shire of Irwin

*List of Accounts paid March 2026 for presentation to the
Council Meeting 28 April 2026*

MUNICIPAL/(TRUST) PAYMENTS				
EFT/CHQ #	DATE	PAYEE	DESCRIPTION	PAYMENTS
00000007/34	26/03/2026	NODE 1 PTY LTD	NBN FIBRE CONNECTION FEE	49.01
00000007/35	26/03/2026	MACS AUSTRALIA GROUP PTY LTD	HIRE OF TRANSPORTABLE	1,298.53
00000007/36	26/03/2026	MASTEC AUSTRALIA PTY LTD	PURCHASE OF BINS AND SPARE PARTS	2,937.31
00000007/37	26/03/2026	MCDONALD WHOLESALERS	KIOSK SUPPLIES	576.35
00000007/38	26/03/2026	MCLEODS BARRISTERS & SOLICITORS	LEGAL EXPENSE	1,801.59
00000007/39	26/03/2026	MIDWEST FIRE PROTECTION & SAFETY SERVICES	EQUIPMENT SERVICING	4,287.80
00000007/40	26/03/2026	MIDWEST POWER SOLUTIONS	ELECTRICAL REPAIRS	1,760.00
00000007/41	26/03/2026	MIDWEST SOLAR AND WATER	PLUMBING REPAIRS	1,230.35
00000007/42	26/03/2026	OFFICEWORKS	STATIONERY	714.69
00000007/43	26/03/2026	ONSHORE CABINETS AND FURNITURE	BUILDING MAINTENANCE	1,242.00
00000007/44	26/03/2026	OTR TYRES	TYRE REPAIRS AND REPLACEMENT	2,241.67
00000007/45	26/03/2026	LOCAL WORKS	STATIONERY	152.59
00000007/46	26/03/2026	SUNSET TAKEAWAY DINER	CATERING	200.00
00000007/47	26/03/2026	ST JOHNS AMBULANCE ASSOCIATION	TRAINING	180.00
00000007/48	26/03/2026	DONGARA IGA	CONSUMABLES	58.73
00000007/49	26/03/2026	VIRTUAL GRAFFITI AUSTRALIA PTY LTD	LICENCE	2,623.22
00000007/50	26/03/2026	WESTERN AUSTRALIAN ELECTORAL COMMISSION	LOCAL GOVERNMENT ELECTION	27,154.05
00000007/51	26/03/2026	AFGRI EQUIPMENT PTY LTD	PARTS	289.68
00000007/52	26/03/2026	WA LOCAL GOVERNMENT ASSOCIATION - WALGA	TRAINING	1,221.00
00000007/53	26/03/2026	WELL DONE INTERNATIONAL	CALL CENTRE CHARGES	512.04
00000007/54	26/03/2026	WESTRAC EQUIPMENT	PARTS	1,815.61
00000007/55	26/03/2026	WINDSOCKS AUSTRALIA PTY LTD	EQUIPMENT	787.17
00000007/56	26/03/2026	ZETTAGRID PTY LTD	REMOTE IT BACKUP COSTS	3,657.13
00000007/57	26/03/2026	WINC AUSTRALIA PTY LTD	PRINTER CHARGES	469.98
00000007/58	26/03/2026	A & L ELECTRICAL REFRIGERATION AND AIR CONDITIONING PTY LTD	ELECTRICAL REPAIRS	2,095.17
BAS 27032026	27/03/2026	AUSTRALIAN TAXATION OFFICE - BAS	BAS RECONCILIATION	31,326.00
00000008/1	31/03/2026	CR SCOTT	PRESIDENT ATTENDANCE FEES	2,500.00
00000008/2	31/03/2026	CR GILLAM	MEMBERS ATTENDANCE FEES	1,922.00
00000008/3	31/03/2026	CR MELSOM	MEMBERS ATTENDANCE FEES	1,922.00
00000008/4	31/03/2026	CR SUMMERS	MEMBERS ATTENDANCE FEES	1,922.00
00000008/5	31/03/2026	CR MUSULIN	MEMBERS ATTENDANCE FEES	1,922.00
00000008/6	31/03/2026	CR BEREZCZ	MEMBERS ATTENDANCE FEES	1,922.00
00000008/7	31/03/2026	CR HANSEN	MEMBERS ATTENDANCE FEES	1,922.00
00000008/8	31/03/2026	SYNERGY	ELECTRICITY CHARGES	34,830.13
32264	05/03/2026	SHIRE OF IRWIN	CONTAINER DEPOSIT SCHEME	7,200.00
DD 02032026	02/03/2026	TELSTRA AUSTRALIA	VARIOUS MOBILE & DATA CHARGES	1,858.71
DD 05032026	05/03/2026	TELSTRA AUSTRALIA	SATELLITE PHONE CHARGES	110.00
DD 13032026	13/03/2026	TELSTRA AUSTRALIA	TELSTRA INTEGRATED MESSAGING	1,680.62
DD 25032026	25/03/2026	TELSTRA AUSTRALIA	FREE WIFI DATA CHARGES	90.00
DD 30032026	30/03/2026	TELSTRA AUSTRALIA	VARIOUS MOBILE & DATA CHARGES	1,858.71
DD 09032026	09/03/2026	WA TREASURY CORPORATION	LOAN REPAYMENT	20,727.35
DD 18032026	18/03/2026	WA TREASURY CORPORATION	LOAN REPAYMENT	13,745.16
CC 04032026	04/03/2026	NAB BUSINESS VISA	NAB BUSINESS VISA TRANSACTIONS	12,539.62
DD 17032026	17/03/2026	N-ABLE PTY LTD	MONTHLY IT CHARGES	2,861.48
DD 03032026	03/03/2026	AUSTRALIAN PHONE COMPANY PTY LTD	VOIP PHONE CHARGES - MEDICAL CENTRE	225.23
DD 16032026	16/03/2026	TELAIR PTY LTD	FIBRE - ETHERNET ACCESS	1,440.51
DD 16032026	16/03/2026	TELAIR PTY LTD	MOBILE & DATA CHARGES	1,120.90
DD 02032026	02/03/2026	CLEARMATCH ORIGINATE PTY LTD	INSURANCE PREMIUM REPAYMENT	47,893.29
DD 30032026	30/03/2026	CLEARMATCH ORIGINATE PTY LTD	INSURANCE PREMIUM REPAYMENT	47,893.28
DD 03032026	03/03/2026	VESTONE CAPITAL PTY LTD	GYM EQUIPMENT RENTAL	10,554.20
DD 06032026	06/03/2026	AUSTRALIAN RETIREMENT TRUST SUPER SAVINGS	SUPERANNUATION	414.00
DD 06032026	06/03/2026	AUSTRALIAN SUPER	SUPERANNUATION	2,391.46
DD 06032026	06/03/2026	AWARE SUPER PTY LTD	SUPERANNUATION	20,989.18
DD 06032026	06/03/2026	CBUS SUPER	SUPERANNUATION	278.69
DD 06032026	06/03/2026	HOSTPLUS	SUPERANNUATION	2,066.15
DD 06032026	06/03/2026	HUB 24 SUPER FUND	SUPERANNUATION	631.97
DD 06032026	06/03/2026	MERCER	SUPERANNUATION	1,023.34
DD 06032026	06/03/2026	REST SUPERANNUATION	SUPERANNUATION	284.34
DD 06032026	06/03/2026	SIGNATURE SUPER	SUPERANNUATION	832.64
DD 18032026	18/03/2026	AUSTRALIAN RETIREMENT TRUST SUPER SAVINGS	SUPERANNUATION	372.60
DD 18032026	18/03/2026	AUSTRALIAN SUPER	SUPERANNUATION	2,199.54
DD 18032026	18/03/2026	AWARE SUPER PTY LTD	SUPERANNUATION	20,095.48
DD 18032026	18/03/2026	CBUS SUPER	SUPERANNUATION	278.69
DD 18032026	18/03/2026	HOSTPLUS	SUPERANNUATION	1,744.46
DD 18032026	18/03/2026	HUB 24 SUPER FUND	SUPERANNUATION	631.97
DD 18032026	18/03/2026	MERCER	SUPERANNUATION	244.87
DD 18032026	18/03/2026	MYNORTH SUPER	SUPERANNUATION	902.73
DD 18032026	18/03/2026	REST SUPERANNUATION	SUPERANNUATION	274.24
DD 18032026	18/03/2026	SIGNATURE SUPER	SUPERANNUATION	995.71
DD 30032026	30/03/2026	AUSTRALIAN RETIREMENT TRUST SUPER SAVINGS	SUPERANNUATION	414.00
DD 30032026	30/03/2026	AUSTRALIAN SUPER	SUPERANNUATION	2,249.23
DD 30032026	30/03/2026	AWARE SUPER PTY LTD	SUPERANNUATION	20,551.65
DD 30032026	30/03/2026	CBUS SUPER	SUPERANNUATION	286.30
DD 30032026	30/03/2026	HOSTPLUS	SUPERANNUATION	1,463.29

Shire of Irwin

List of Accounts paid March 2026 for presentation to the
Council Meeting 28 April 2026

MUNICIPAL/(TRUST) PAYMENTS				
EFT/CHQ #	DATE	PAYEE	DESCRIPTION	PAYMENTS
DD 30032026	30/03/2026	HUB 24 SUPER FUND	SUPERANNUATION	631.97
DD 30032026	30/03/2026	MERCER	SUPERANNUATION	328.20
DD 30032026	30/03/2026	MYNORTH SUPER	SUPERANNUATION	902.73
DD 30032026	30/03/2026	REST SUPERANNUATION	SUPERANNUATION	274.24
DD 30032026	30/03/2026	SIGNATURE SUPER	SUPERANNUATION	608.62
				<u>1,170,720.84</u>

Sundry Creditors as at 31/03/2026 473,452.01

The Payments included in the above list of Accounts Paid, have been authorised by the Chief Executive Officer under delegation from Council.

17/04/2026

DATE


Shane Ivers
Chief Executive Officer

Shire of Irwin

Corporate Credit Card Expenditure - Payment Reference CR010426

S.IVERS CREDIT CARD EXPENSES

Date	Payee	Description	Amount
02/03/2026	Cable Chick	Consumables	\$ 573.85
03/03/2026	Google Cloud	Subscription	\$ 264.77
03/03/2026	Liberty Cataby	Fuel	\$ 131.43
06/03/2026	Seek	Advertising	\$ 357.50
09/03/2026	Spotify	Subscription	\$ 15.99
09/03/2026	Starlink	Subscription	\$ 80.00
09/03/2026	Garmin	Subscription	\$ 50.00
09/03/2026	JAMF Software	Subscription	\$ 415.45
10/03/2026	Seek	Advertising	\$ 379.50
10/03/2026	Seek	Advertising	\$ 335.50
11/03/2026	Western Power	Relocation Fee	\$ 498.91
16/03/2026	Remarkable	Subscription	\$ 6.68
17/03/2026	Seek	Advertising	\$ 379.50
17/03/2026	Links Modular	Subscription	\$ 297.15
18/03/2026	Apple	Subscription	\$ 1.49
18/03/2026	Ampol Northlands	Fuel	\$ 80.00
18/03/2026	OpenAI	Subscription	\$ 385.81
20/03/2026	Western Power	Design Fee	\$ 1,329.64
20/03/2026	Seek	Advertising	\$ 478.50
23/03/2026	Ubiquiti	Subscription	\$ 49.00
23/03/2026	Burswood Nominees Ltd	Parking	\$ 30.12
23/03/2026	Grammarly	Subscription	\$ 88.25
23/03/2026	Adobe	Subscription	\$ 479.69
23/03/2026	Instant Windscreens	Windscreen Repair	\$ 195.00
27/03/2026	NAB	Card Fee	\$ 9.00
			6,912.73

P.MACHAKA CREDIT CARD EXPENSES

Date	Payee	Description	Amount
02/03/2026	SSL.Com	Subscription	\$ 50.87
02/03/2026	Microsoft	Subscription	\$ 143.75
02/03/2026	CodeTwo	Subscription	\$ 116.10
03/03/2026	Microsoft	Subscription	\$ 51.87
03/03/2026	Amazon Web Services	Subscription	\$ 756.43
09/03/2026	Microsoft	Subscription	\$ 98.53
09/03/2026	Zoom.com	Subscription	\$ 1,671.16
09/03/2026	Upwork	ERP Consultant	\$ 1,099.78
11/03/2026	Microsoft	Subscription	\$ 157.17
12/03/2026	Microsoft	Subscription	\$ 13.20
13/03/2026	Upwork	ERP Consultant	\$ 1,147.07
16/03/2026	Microsoft	Subscription	\$ 34.67
18/03/2026	Microsoft	Subscription	\$ 196.81
19/03/2026	Microsoft	Subscription	\$ 285.19
23/03/2026	Landgate	Document Fee	\$ 32.60
24/03/2026	Primivogrp First Aid Kit	Equipment	\$ 77.90
27/03/2026	NAB	Card Fee	\$ 9.00
			5,942.10

F.BOKSMATI CREDIT CARD EXPENSES

Date	Payee	Description	Amount
27/03/2026	NAB	Card Fee	\$ 9.00
			9.00

M.ANTONY CREDIT CARD EXPENSES

Date	Payee	Description	Amount
05/03/2026	BCF Australia	Equipment	\$ 899.99
27/03/2026	NAB	Card Fee	\$ 9.00
			908.99

TOTAL PAYMENT TO CORPORATE CREDIT

	\$ 13,772.82
--	--------------



Ordinary Council Meeting

28 April 2026

Item FIN 02-04/26
Monthly Financial Statement



SHIRE OF IRWIN

MONTHLY FINANCIAL REPORT (Containing the Statement of Financial Activity) For the Period Ended 28 February 2026

LOCAL GOVERNMENT ACT 1995

LOCAL GOVERNMENT (FINANCIAL MANAGEMENT) REGULATIONS 1996

TABLE OF CONTENTS

Key Terms and Descriptions - Nature	2
Statement of Financial Activity by Nature	3
Statement of Financial Position	4
Note 1 Adjusted Net Current Assets	5
Note 3 Receivables	6
Note 5 Payables	7
Note 8 Capital Acquisitions	8
Note 15 Explanation of Material Variances	10

SHIRE OF IRWIN

KEY TERMS AND DESCRIPTIONS

FOR THE PERIOD ENDED 28 February 2026

NATURE DESCRIPTIONS

REVENUE

RATES

All rates levied under the Local Government Act 1995. Includes general, differential, specific area rates, minimum rates, interim rates, back rates, ex-gratia rates, less discounts offered. Exclude administration fees, interest on instalments, interest on arrears and service charges.

OPERATING GRANTS, SUBSIDIES AND CONTRIBUTIONS

Refer to all amounts received as grants, subsidies and contributions that are not non-operating grants.

NON-OPERATING GRANTS, SUBSIDIES AND CONTRIBUTIONS

Amounts received specifically for the acquisition, construction of new or the upgrading of non-current assets paid to a local government, irrespective of whether these amounts are received as capital grants, subsidies, contributions or donations.

PROFIT ON ASSET DISPOSAL

Profit on the disposal of assets including gains on the disposal of long term investments. Losses are disclosed under the expenditure classifications.

FEES AND CHARGEES

Revenues (other than service charges) from the use of facilities and charges made for local government services, sewerage rates, rentals, hire charges, fee for service, photocopying charges, licences, sale of goods or information, fines, penalties and administration fees. Local governments may wish to disclose more detail such as rubbish collection fees, rental of property, fines and penalties, other fees and charges.

SERVICE CHARGES

Service charges imposed under Division 6 of Part 6 of the Local Government Act 1995. Regulation 54 of the Local Government (Financial Management) Regulations 1996 identifies these as television and radio broadcasting, underground electricity and neighbourhood surveillance services. Exclude rubbish removal charges. Interest and other items of a similar nature received from bank and investment accounts, interest on rate instalments, interest on rate arrears and interest on debtors.

INTEREST EARNINGS

Interest and other items of a similar nature received from bank and investment accounts, interest on rate instalments, interest on rate arrears and interest on debtors.

OTHER REVENUE / INCOME

Other revenue, which can not be classified under the above headings, includes dividends, discounts, rebates etc.

EXPENSES

EMPLOYEE COSTS

All costs associate with the employment of person such as salaries, wages, allowances, benefits such as vehicle and housing, superannuation, employment expenses, removal expenses, relocation expenses, worker's compensation insurance, training costs, conferences, safety expenses, medical examinations, fringe benefit tax, etc.

MATERIALS AND CONTRACTS

All expenditures on materials, supplies and contracts not classified under other headings. These include supply of goods and materials, legal expenses, consultancy, maintenance agreements, communication expenses, advertising expenses, membership, periodicals, publications, hire expenses, rental, leases, postage and freight etc. Local governments may wish to disclose more detail such as contract services, consultancy, information technology, rental or lease expenditures.

UTILITIES (GAS, ELECTRICITY, WATER, ETC.)

Expenditures made to the respective agencies for the provision of power, gas or water. Exclude expenditures incurred for the reinstatement of roadwork on behalf of these agencies.

INSURANCE

All insurance other than worker's compensation and health benefit insurance included as a cost of employment.

LOSS ON ASSET DISPOSAL

Loss on the disposal of fixed assets.

DEPRECIATION ON NON-CURRENT ASSETS

Depreciation expense raised on all classes of assets.

INTEREST EXPENSES

Interest and other costs of finance paid, including costs of finance for loan debentures, overdraft accommodation and refinancing expenses.

OTHER EXPENDITURE

Statutory fees, taxes, provision for bad debts, member's fees or State taxes. Donations and subsidies made to community groups.

SHIRE OF IRWIN
STATEMENT OF FINANCIAL ACTIVITY
FOR THE PERIOD ENDED 28 February 2026

	<u>Adopted Annual Budget</u>	<u>Revised Annual Budget</u>	<u>YTD Budget</u>	<u>YTD Actual</u>	<u>Variance*</u>	<u>Variance*</u>	
	(a)		(b)	(c)	(c) - (b)	((c) - (b))/(b)	
	£	£	£	£	£	%	
OPERATING ACTIVITIES							
Revenue from operating activities							
General rates	7,641,077	7,641,077	7,466,794	7,203,434	(263,360)	(4%)	▼
Grants, subsidies and contributions	1,478,455	876,676	540,763	566,363	25,600	5%	▲
Fees and charges	2,627,912	2,627,912	2,134,005	2,134,421	416	0%	▲
Interest revenue	212,409	212,409	143,117	139,138	(3,980)	(3%)	▼
Other revenue	338,884	338,884	210,282	313,110	102,828	49%	▲
Profit on asset disposals	20,000	20,000	0	0	0		
	12,318,737	11,716,958	10,494,961	10,356,465	138,496		
Expenditure from operating activities							
Employee costs	(4,184,296)	(4,184,296)	(2,768,575)	(2,986,511)	(217,936)	8%	▼
Materials and contracts	(4,314,707)	(4,300,282)	(2,872,143)	(2,616,893)	255,250	(9%)	▲
Utility charges	(561,912)	(561,912)	(378,015)	(331,436)	46,579	(12%)	▲
Depreciation	(4,891,805)	(4,891,805)	(3,261,120)	(2,532,181)	728,939	(22%)	▲
Finance costs	(229,459)	(229,459)	(140,299)	(121,265)	19,034	(14%)	▲
Insurance	(273,429)	(273,429)	(229,354)	(205,813)	23,541	(10%)	▲
Other expenditure	(265,028)	(178,028)	(96,468)	(111,746)	(15,278)	16%	▼
Loss on asset disposals	0	0	0	(44,289)	(44,289)	100%	▼
	(14,720,636)	(14,619,211)	(9,745,974)	(8,950,133)	795,841		
Non cash amounts excluded from operating activities	4,877,141	4,877,141	3,266,456	2,580,601	0		
Amount attributable to operating activities	2,475,242	1,974,888	4,015,443	3,986,932	934,337		
INVESTING ACTIVITIES							
Inflows from investing activities							
	0	0	0	0	0		
Proceeds from capital grants, subsidies and contributions	9,525,442	9,788,819	3,018,804	563,216	(2,455,588)	(81%)	▼
Proceeds from disposal of assets	35,000	35,000	0	0	0		
Proceeds from financial assets	55,187	55,187	45,198	7,868	(37,330)	(83%)	▼
Acquisition of property, plant and equipment	(1,299,628)	(1,191,221)	(853,946)	(812,331)	41,615	(5%)	▲
Acquisition of infrastructure	(11,129,428)	(11,132,282)	(3,803,393)	(1,160,867)	2,642,526	(69%)	▲
Amount attributable to investing activities	(2,813,427)	(2,444,497)	(1,593,337)	(1,402,114)	(5,834,102)		
FINANCING ACTIVITIES							
Inflows from financing activities							
Proceeds from new borrowings	1,940,000	1,940,000	0	0	0		
Transfer from reserves	25,000	25,000	0	0	0		
Payments for principal portion of lease liabilities	(35,948)	(35,948)	(23,952)	(23,786)	166	(1%)	▼
Repayment of borrowings	(872,956)	(872,956)	(597,410)	(572,791)	24,619	(4%)	▲
Transfer to reserves	(35,369)	(35,369)	(23,568)	(27,390)	(3,822)	16%	▼
Transfer from restricted cash (other)	86,246	102,916	0				
Amount attributable to financing activities	1,106,973	1,123,643	(644,930)	(623,967)	20,963		
MOVEMENT IN SURPLUS OR DEFICIT							
Surplus or deficit at the start of the financial year	(609,744)	(683,679)	(683,679)	(683,679)	0		
Amount attributable to operating activities	2,475,242	1,974,888	4,015,443	3,986,932	(28,511)		
Amount attributable to investing activities	(2,813,427)	(2,444,497)	(1,593,337)	(1,402,114)	191,223		
Amount attributable to financing activities	1,106,973	1,123,643	(644,930)	(623,967)			
Surplus or deficit after imposition of general rates	159,044	(29,645)	1,093,497	1,277,172	3,195,891		

SHIRE OF IRWIN
STATEMENT OF FINANCIAL POSITION
FOR THE PERIOD ENDED 28 February 2026

	30-Jun-25	28-Feb-26
	\$	\$
CURRENT ASSETS		
Cash and cash equivalents	2,424,015	4,350,235
Trade and other receivables	294,864	1,232,811
Other financial assets	45,939	80,811
Inventories	29,087	29,087
Contract assets	235,572	235,572
TOTAL CURRENT ASSETS	3,033,992	5,928,516
NON-CURRENT ASSETS		
Trade and other receivables	62,814	62,814
Other financial assets	284,560	284,560
Property, plant and equipment	40,714,428	40,844,073
Infrastructure	62,681,644	61,976,853
Right-of-use assets	70,118	52,442
TOTAL NON-CURRENT ASSETS	103,813,565	103,220,743
TOTAL ASSETS	106,847,556	109,149,259
CURRENT LIABILITIES		
Trade and other payables	802,446	1,257,061
Other liabilities	1,070,759	1,302,408
Lease liabilities	35,949	12,163
Borrowings	861,790	288,999
Employee related provisions	782,938	782,938
TOTAL CURRENT LIABILITIES	3,553,882	3,643,568
NON-CURRENT LIABILITIES		
Lease liabilities	34,402	34,402
Borrowings	4,201,780	4,201,780
Employee related provisions	65,308	65,308
TOTAL NON-CURRENT LIABILITIES	4,301,490	4,301,490
TOTAL LIABILITIES	7,855,372	7,945,058
NET ASSETS	98,992,184	101,204,200
EQUITY		
Retained surplus	34,565,266	36,507,423
Reserve accounts	1,028,900	1,056,290
Revaluation surplus	63,640,487	63,640,487
TOTAL EQUITY	99,234,653	101,204,200

This statement is to be read in conjunction with the accompanying notes.

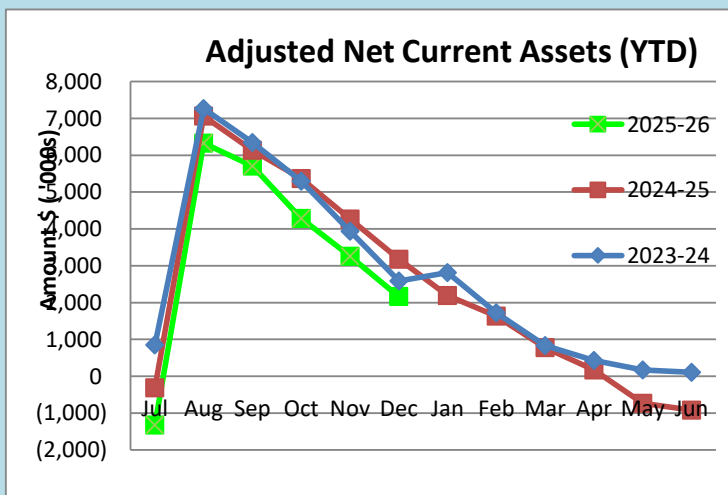
ADJUSTED NET CURRENT ASSETS

Adjusted Net Current Assets	Last Years Closing 30/06/2025	This Time Last Year 28/02/2025	Year to Date Actual 28/02/2026
	\$	\$	\$
Current Assets			
Cash Unrestricted	776,448	2,879,134	2,667,642
Cash Restricted - Reserves	1,028,900	1,337,038	1,056,290
Cash Restricted - General	373,935	373,935	373,935
Cash Restricted - Bonds & Deposits	244,731	246,442	252,367
Receivables - Rates	207	788,469	840,675
Receivables - Other	577,130	265,705	472,947
Inventories	29,087	35,881	29,087
Contract Assets	235,572	0	235,572
	3,266,010	5,926,604	5,928,516
Less: Current Liabilities			
Payables	(557,714)	(379,106)	(973,363)
Contract Liabilities	(1,039,428)	(1,519,608)	(1,302,408)
Financial Liabilities	(31,331)	(31,331)	(31,331)
Bonds & Deposits	(244,731)	(246,442)	(252,367)
Loan and Lease Liability	(897,739)	(290,270)	(301,162)
Provisions	(782,938)	(793,228)	(782,938)
	(3,553,882)	(3,259,985)	(3,643,568)
Less: Cash Reserves	(1,028,900)	(1,332,367)	(1,056,290)
Add Back: Component of Leave Liability not Required to be funded	155,227	179,334	159,360
Add Back: Loan and Lease Liability	897,739	290,270	301,162
Less : Loan Receivable - clubs/institutions	(45,939)	(27,286)	(38,071)
Less : Restricted Cash General	(373,935)	(373,935)	(373,935)
Net Current Funding Position	(683,679)	1,402,636	1,277,173

SIGNIFICANT ACCOUNTING POLICIES

Please see Note 1(a) for information on significant accounting policies relating to Net Current Assets.

The amount of the adjusted net current assets at the end of the period represents the actual surplus (or deficit if the figure is a negative) as presented on the Statement of Financial Activity



This Year YTD
Surplus(Deficit)
\$1.28 M

Last Year YTD
Surplus(Deficit)
\$1.403 M

Receivables - Rates & Rubbish	30 June 2025	31 Jan 26
	\$	\$
Opening Arrears Previous Years	726,082	57,846
Levied this year	7,947,274	8,233,079
Less Collections to date	(8,615,510)	(7,165,450)
Equals Current Outstanding	57,846	1,125,475
Net Rates Collectable	57,846	1,125,475
% Collected	99.33%	86.43%

Receivables - General	Current	30 Days	60 Days	90+ Days	Total
	\$	\$	\$	\$	\$
Receivables - General	61,560	19,239	12,032	171,385	264,215
Percentage	23%	7%	5%	65%	
Balance per Trial Balance					
Sundry Debtors					264,215
Receivables - Other					468,223
Total Receivables General Outstanding					732,438

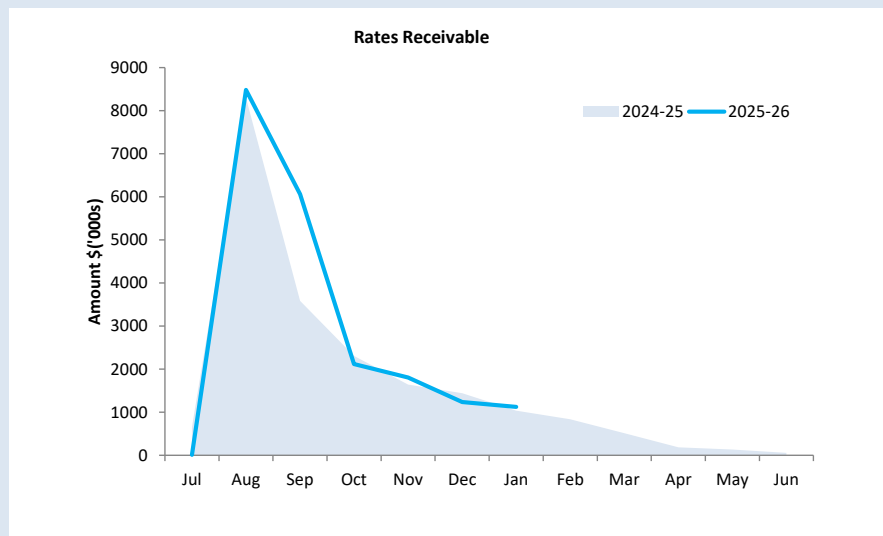
Amounts shown above include GST (where applicable)

KEY INFORMATION

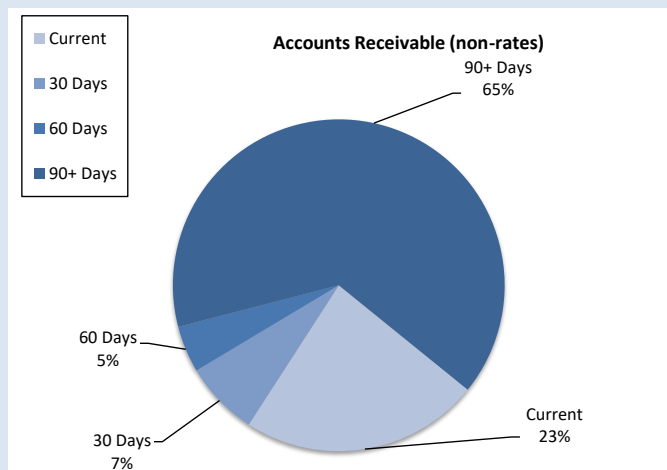
Trade and other receivables include amounts due from ratepayers for unpaid rates and service charges and other amounts due from third parties for goods sold and services performed in the ordinary course of business.

SIGNIFICANT ACCOUNTING POLICIES

Trade and other receivables include amounts due from ratepayers for unpaid rates and service charges and other amounts due from third parties for goods sold and services performed in the ordinary course of business. Receivables expected to be collected within 12 months of the end of the reporting period are classified as current assets. All other receivables are classified as non-current assets. Collectability of trade and other receivables is reviewed on an ongoing basis. Debts that are known to be uncollectible are written off when identified. An allowance for doubtful debts is raised when there is objective evidence that they will not be collectible.



Collected	Rates Due
86%	\$1,125,475



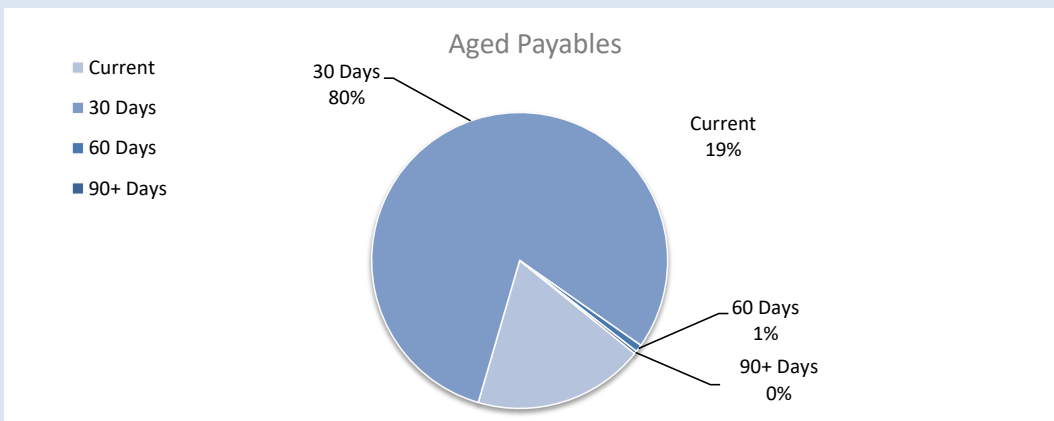
Debtors Due
\$732,438
Over 30 Days
77%
Over 90 Days
65%

Payables - General	Current	30 Days	60 Days	90+ Days	Total
	\$	\$	\$	\$	\$
Payables (Sundry Creditors) - General	91,110	391,146	3,914	(1,455)	484,715
Percentage	18.8%	80.7%	0.8%	-0.3%	
Balance per Trial Balance					
Sundry creditors - General					484,715
Other creditors					744,782
ATO liabilities					18,079
Financial liabilities (Developer Contributions)					31,331
Other accruals/payables					9,485
Total Payables General Outstanding					1,288,392

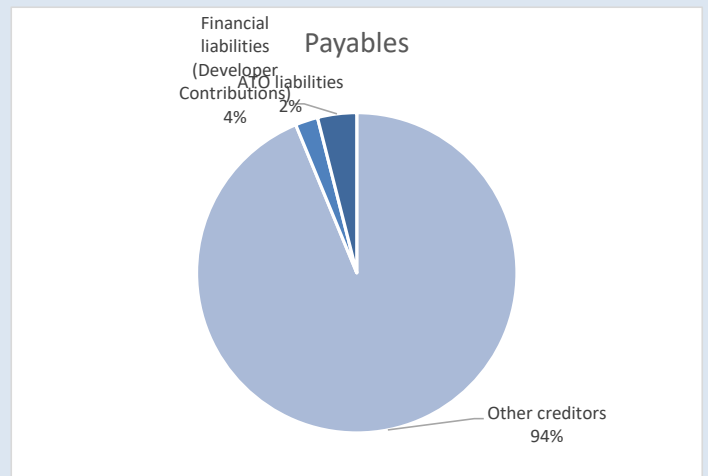
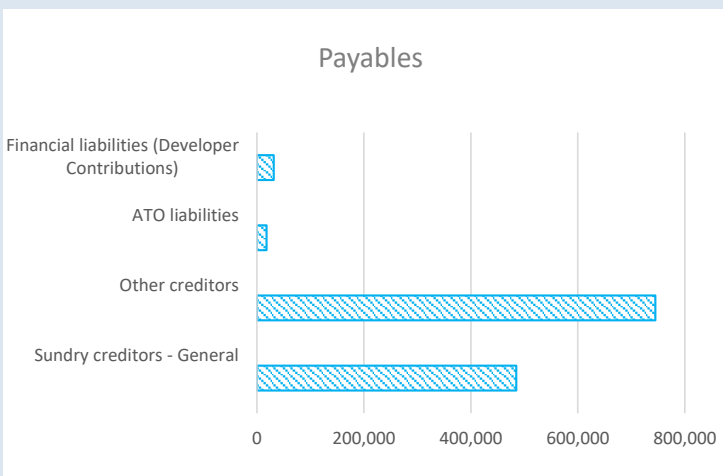
Amounts shown above include GST (where applicable)

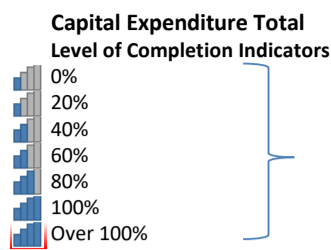
KEY INFORMATION

Trade and other payables represent liabilities for goods and services provided to the Shire that are unpaid and arise when the Shire becomes obliged to make future payments in respect of the purchase of these goods and services. The amounts are unsecured, are recognised as a current liability and are normally paid within 30 days of recognition.



Creditors Due
\$1,288,392
Over 30 Days
81%
Over 90 Days
-0.3%

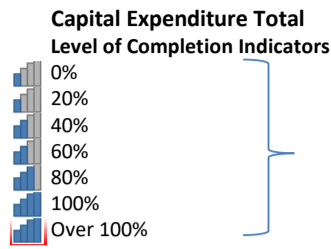




Percentage YTD Actual to Annual Budget
Expenditure over budget highlighted in red.

% of
Completion

		Adopted	Amended			
		Annual Budget	Annual Budget	YTD Budget	Total YTD	Variance (Under)/Over
Assets		\$	\$	\$	\$	\$
Other Health						
0.00	DONGARA MEDICAL CENTRE	(5,000)	(5,000)	(2,912)	0	(2,912)
	Total - Other Health	(5,000)	(5,000)	(2,912)	0	(2,912)
0.70	BUILDING - THE VILLAGE - RENEWAL	(20,000)	(20,000)	(11,662)	(13,926)	0
	Total - Housing	(20,000)	(20,000)	(11,662)	(13,926)	0
Community Amenities						
Recreation And Culture						
1.16	DONGARA PUBLIC TOWN HALL	(239,477)	(239,477)	(219,516)	(277,396)	57,880
0.59	IRWIN REC CENTRE ROOF UPGRADE - PARTIALLY GRANT FUNDED	(70,000)	(70,000)	(40,831)	(41,311)	480
0.00	MUSEUM - OLD POLICE STATION	(8,000)	(8,000)	(4,662)	0	(4,662)
0.22	DENISON HOUSE - CAPITAL RENEWAL WORKS	(25,000)	(25,000)	(14,581)	(5,500)	(9,081)
	Total - Recreation And Culture	(342,477)	(342,477)	(279,590)	(324,207)	44,617
Transport						
1.00	DEPO FENCING	(27,670)	0	0	0	0
	Total - Transport	(27,670)	0	0	0	0
0.92	Total - Buildings	(395,147)	(367,477)	(294,164)	(338,134)	41,705
Plant & Equipment						
Fire Prevention						
0.32	CCTV	(160,000)	(160,000)	(66,665)	(51,064)	(15,601)
0.28	CESM STORAGE	(12,550)	(12,550)	0	(3,497)	3,497
	Total - Fire Prevention	(172,550)	(172,550)	(66,665)	(54,560)	(12,105)
Health						
0.60	DOCTORS VEHICLES	(68,431)	(68,431)	(39,914)	(40,874)	960
	Total - Health	(68,431)	(68,431)	(39,914)	(40,874)	960
TV RADIO - PLANT AND EQUIPMENT RENEWAL (CAPITAL)						
0.96	TV TOWER ANTENNA RENEWAL	(37,000)	(37,000)	(21,581)	(35,570)	13,989
	Total - TV RADIO - PLANT AND EQUIPMENT RENEWAL (CAPITAL)	(37,000)	(37,000)	(21,581)	(35,570)	13,989
Recreation & Culture						
1.00	DRIVE IN PROJECTOR	0	0	0	0	0
	Total - Recreation & Culture	0	0	0	0	0
Transport						
0.00	NEW PRIME MOVER	(370,000)	(370,000)	(370,000)	(341,127)	(28,873)
1.00	OTHER EQUIPMENT	0	0	0	0	0
0.00	SIDE TIPPING SEMI TRAILER	(140,000)	(140,000)	0	0	0
	Total - Transport	(510,000)	(370,000)	(370,000)	(341,127)	(28,873)
0.73	Total - Plant & Equipment	(787,981)	(647,981)	(498,160)	(472,131)	(26,029)
Furniture & Equipment						
Other Property & Services						
1.05	INFORMATION TECHNOLOGY HARDWARE >\$5K	(30,000)	(15,000)	(15,000)	(15,784)	784
1.00	E-LOCKING SYSTEM	(37,525)	0	0	0	0
0.01	CLEANING EQUIPMENT	(41,525)	(20,763)	(12,110)	(112)	(11,998)
	Total - Other Property & Services	(109,050)	(35,763)	(27,110)	(15,896)	(11,214)
0.44	Total - Furniture & Equipment	(139,050)	(35,763)	(27,110)	(15,896)	(11,214)
Roads						
1.00	POINT LEANDER DVE FOOTPATH	(89,800)	(89,800)	(37,415)	(89,629)	52,214
1.00	MOUNT ADAMS INTERSECTION	0	0	0	0	0
0.00	R2R - WARRADONG SPRINGS ROAD	(142,041)	(142,041)	(59,180)	0	(59,180)
0.00	R2R-BURMA ROAD	(180,728)	(180,728)	(75,300)	0	(75,300)
0.00	LUDLOW RD SLK 0.00 - SLK 0 - 2.96KM	(222,088)	(222,088)	(129,549)	0	(129,549)
0.66	R2R - WATER SUPPLY ROAD -SLK 5 - 11KM	(196,169)	(196,169)	(114,422)	(130,185)	15,763
0.45	RRG- WARRADONG SPRING SLK 0.46 - SLK 5.24 4.78KM	(280,255)	(280,255)	(224,191)	(127,063)	(97,128)
0.82	RRG- BURMA RD SOUTH SLK 17.5 -SLK 23.99 6.49KM	(293,982)	(293,982)	(235,173)	(242,097)	6,924
	Total - Transport	(1,405,063)	(1,405,063)	(875,230)	(588,974)	(286,256)
0.42	Total - Roads	(1,405,063)	(1,405,063)	(875,230)	(588,974)	(286,256)
Housing						
0.00	THE VILLAGE - SOAKWELLS & DOWNPIPES	(20,000)	(20,000)	0	0	0
0.26	TWO HENRY ROAD - LANDSCAPING	(18,000)	(18,000)	(10,500)	(4,600)	(5,900)
	Total - Housing	(38,000)	(38,000)	(10,500)	(4,600)	0
Recreation And Culture						0



Percentage YTD Actual to Annual Budget

Expenditure over budget highlighted in red.

% of

Completion

Level of completion indicator, please see table at the top of this note for further details

		Adopted	Amended			
Assets		Annual Budget	Annual Budget	YTD Budget	Total YTD	Variance (Under)/Over
		\$	\$	\$	\$	\$
0.07	BOAT RAMP	(715,000)	(715,000)	(297,915)	(48,449)	(249,466)
0.00	UPGRADE OVAL LIGHTING - PORT DENISON OVAL	(20,000)	(20,000)	(11,662)	0	(11,662)
0.60	SHADE SAILS - PARKS	(15,000)	(15,000)	(8,750)	(8,985)	235
0.00	TOWN PARK CARPARK	(36,090)	(36,090)	(15,035)	0	(15,035)
0.02	FORESHORE - PRECINCT	(4,766,000)	(4,766,000)	0	(81,598)	81,598
Total - Recreation And Culture		(5,552,090)	(5,552,090)	(333,362)	(139,033)	(194,329)
Transport						
0.57	SKATE PARK PRECINCT	0	(109,835)	(31,055)	(63,056)	32,001
0.00	DRAINAGE, KERBING & FOOTPATH RENEWAL	(44,862)	(22,431)	0	0	0
1.00	LINE MARKING	(22,000)	0	0	0	0
0.00	PT LEANDER BRIDGE	(10,000)	(10,000)	(5,831)	0	(5,831)
0.79	TECHNICAL STUDIES - INFRASTRUCTURE RENEWAL	(102,500)	(77,500)	0	(61,230)	61,230
0.07	MILO CROSSING UPGRADE	(3,917,363)	(3,917,363)	(1,632,713)	(290,147)	(1,342,566)
1.00	MILO CROSSING UPGRADE	0	0	0	0	0
Total - Transport		(4,096,725)	(4,137,129)	(1,669,599)	(414,432)	(1,255,167)
Economic Services						
1.00	ENTRY STATEMENT - LARRY LOBSTER	(15,000)	0	0	0	0
Total - Economic Services		(15,000)	0	0	0	0
0.06	Total - Infrastructure - Other	(9,701,815)	(9,727,219)	(2,013,461)	(558,065)	(1,449,496)
0.16	Grand Total	(12,429,056)	(12,183,503)	(3,708,125)	(1,973,199)	(1,731,291)
						0

hide

The material variance thresholds are adopted annually by Council as an indicator of whether the actual expenditure or revenue varies from the year to date budget materially.

	Var. \$	Var. %	Var. ▲▼	Significant Var. S	Timing/ Permanent	Explanation of Variance
Revenue from operating activities						
Other Revenue	102,828	49%	▲	S	Permanent	Other Revenue reflects a favourable variance of \$103k. This is partly due to unbudgeted insurance reimbursements received for the Rec Centre and Drive - In repairs. A budget amendment will be processed as part of the annual budget process. Part of the variance is due to timing.
Expenditure from operating activities						
Employee Costs	(217,936)	8%	▼		Timing	Year to date Employee Costs are tracking below above budget by \$217k. It is worth noting that Employee costs for the month of February 2026 are yet to be recognised.
Utility Charges	46,579	(12%)	▲	S	Timing	Utility Charges are under ytd budget by \$46k or 12%. This is a timing difference which is expected to reduce by June 2026.
Depreciation on Non-Current Assets	728,939	(22%)	▲	S	Timing	Depreciation for January and February is yet to be processed and is awaiting finalisation of the new financial system.
Interest Expenses	19,034	43%	▲	S	Timing	Interest Expenses reflect a timing variance of \$19k. Actual expenditure is expected to align to budget by the end of the year.
Other Expenditure	(15,278)	16%	▼	S	Timing	This is a timing variance which is expected to reduce as the year progresses.
Loss on Disposal of Assets	(44,289)	100%	▼	S	Timing	Certain unbudgeted assets were disposed of during the data-cleansing process associated with the new ERP system implementation.
Investing Activities						
Non-operating Grants, Subsidies and Contributions	(2,455,588)	(81%)	▼	S	Timing	Some funded works have not progressed as anticipated to warrant the recognition of revenue. Works include Milo Crossing Bridge, Boat Ramp and Main Roads Regional Road Group works.
Acquisition of infrastructure	2,642,526	(69%)	▲	S	Timing	Some works have experienced delays and have not progressed as anticipated resulting in an underspend within Acquisition of Infrastructure. Works include Milo Crossing, the Boat Ramp and Main Roads Regional Road Group road works. These works will carried forward into the 2026/27 financial year.



Ordinary Council Meeting

28 April 2026

Item FIN 03-04/26
Budget Amendment – April 2026

April 2026 Budget Amendments

Budget Account Description	Expenditure /Revenue Type	2025/26 Revised Budget Amount \$	Budget Amendment \$	2025/26 Revised Budget Amount \$ Post Budget Amendments	Comment
<i>Budget amendment to recognise new funding and corresponding expenditure</i>					
<i>Revenue</i>					
Grants Subsidies and Contributions	Operating	896,629	17,000	913,629	Bring to account Oval Lighting funding from the Football Club.
Asset Management Reserve	Capital	826,946	(95,000)	731,946	Transfer funds from reserves to do undertake urgent works for Surf Beach Stabilisation.
<i>Expenditure</i>					
Materials and Contracts	Operating	(4,483,920)	8,400	(4,475,520)	Transfer funds from Materials and Contracts Operating Expenditure to Capital Expenditure to fund replacement of the Rec Centre Cool Room.
Rec Centre Cool Room	Capital	0	(8,400)	(8,400)	Bring to account Rec Centre Cool Room Capital Project.
Surf Beach Stabilisation	Capital	0	(95,000)	(95,000)	Bring to account Surf Beach Stabilisation Capital Project.
Oval Lighting	Capital	(20,000)	(17,000)	(37,000)	Additional expenditure for the Football Oval lighting funded by the Football Club.
<i>Net Impact on Closing Position</i>					
			0		



Ordinary Council Meeting

28 April 2026

Item DEV 01-04/26
March 2026 Development Delegated
and Authorised Authority Report

March 2026 Development Delegated and Authorised Authority Report (Records of exercise of delegated and authorised powers or duties)

Function	Officer	Date of decision	Decision	Description	Address
Building Permit / Certificate	EHO / Building Surveyor	4 March 2026	Granted	Patio	Lot 18 (No. 35) Damia Circle, Port Denison
		13 March 2026	Granted	Patio	Lot 53 (No. 40) Morgan Lane, Irwin
		13 March 2026	Granted	Dwelling	Lot 247 (No. 7) Tyford Road, Dongara
		18 March 2026	Granted	Dwelling	Lot 758 (No. 10) Abbot Terrace, Port Denison
		18 March 2026	Granted	Garage	Lot 746 (No. 11) Bertran Vista, Port Denison
		18 March 2026	Granted	Demolition – Shed	Lot 2 (No. 31) Hampton Street, Port Denison
		23 March 2026	Granted	Dwelling	Lot 183 (No. 32) Francis Road, Port Denison
		23 March 2026	Granted	Shed	Lot 110 (No. 57) Brennand Road, Dongara
		23 March 2026	Granted	Water Tank	Lot 110 (No. 57) Brennand Road, Dongara
		25 March 2026	Granted	Swimming Pool	Lot 4 School Road, Irwin
		25 March 2026	Granted	Sheds	Lot 67 (No. 75) Bailey Street, Dongara
Single House Application	Manager Development	20 March 2026	Granted	Carport	Lot 370 (No. 8) Cousins Street, Port Denison
		23 March 2026	Granted	Water Tank	Lot 110 (No. 57) Brennand Road, Dongara
		30 March 2026	Granted	Single House	Lot 574 (No. 1) Oceanside Boulevard, Dongara
		30 March 2026	Granted	Retaining Walls & Site Works	Lot 18 (No. 9) Francis Road, Port Denison



Ordinary Council Meeting

28 April 2026

Item DEV 02-04/26
Attachment 1
Draft Local Public Health Plan

CONTENTS

- 1 Background
- 2 Introduction
- 3 Strategic Context and Vision
- 4 Our Community’s Health and Wellbeing
- 5 Our Action Plan

Shire of Irwin Local Public Health Plan 2026 – 2031

Document Control

Version	Decision.Date	Comment
1	28/04/2026 Council Item No. DEV 02-04/26	Draft for public consultation.

1 BACKGROUND

The Public Health Act 1972 (Act) defines public health as the health of individuals in the context of:

- a. The wider health and wellbeing of the community; and
- b. The combination of safeguards, policies and programmes designed to protect, maintain, promote and improve the health of individuals and their communities and to prevent and reduce the incidence of illness and disability.

Part 5 of the Act requires a local public health plan (Plan) to be prepared by each local government.

2 INTRODUCTION

The work of the Shire of Irwin (Shire) is varied, but it touches almost all areas of the community's day to day life. There are a number of initiatives and a variety of local programs and services that the Shire is already implementing that all have a big impact on the community's health and wellbeing including:

- infrastructure and property services including local roads, footpaths, drainage and waste collection;
- recreation facilities such as parks, sports fields and the Irwin Recreation Centre;
- health services such as water and food inspections, animal control and provision of public toilets;
- community and cultural facilities such as aged care and accommodation, the Dongara Public Library, Dongara Cemetery and the Irwin District Museum; and
- planning and building services including permits, approvals, enforcement and leasing of land for health related activities.

It must be acknowledged that many factors affecting health and wellbeing fall outside the scope of local government and that the delivery of many health services are facilitated by external agencies.

The intention of this Plan is to ensure that the Shire's resources are used in the most appropriate and efficient way to address the public health and wellbeing needs of the community, rather than increase the number of services provided.

3 STRATEGIC CONTEXT AND VISION

The brilliant future of the Shire is articulated in the Strategic Community Plan 2021 – 2031, which has the following vision:

“Provide a safe place to live, an exciting place to visit and a progressive place to work.”

The action plan has been developed with clear linkages to the objectives of the Strategic Community Plan which are:

Social

A friendly, safe and inclusive community enjoying a high quality lifestyle

Economic

A prosperous and diverse economy

Environment

Custodianship of our natural and built environment

Leadership

Leading the community with engaged and progressive governance

The Plan reflects the priorities identified in the community engagement of the Strategic Community Plan and has a focus on achieving long-term public health outcomes through the planning process which enables the Shire to:

- assess the public health needs of the community;
- articulate the public health priorities for the community;
- allocate resources to achieve those priorities; and
- report progress.

4 OUR COMMUNITY'S HEALTH AND WELLBEING

When thinking about the public health and wellbeing of our community, it is important to consider the following lifestyle factors of the Shire's population.

Population

- 30.4% are aged 65 years and over, compared to the State average of 16.1%

Nutrition (2 years and over)

- 50.6% eat the recommended serves of fruit daily
- 90.7% eat less than the recommended serves of vegetables daily
- Only 13.6% eat fast food weekly

Physical activity and sedentary behaviour (5 years and over)

- 47.2% do the recommended amount of physical activity per week
- 45.8% spend more than the recommended amount of time on screen-based sedentary leisure activities

Overweight and obesity (5 years and over)

- Higher obesity prevalence (38.4%) and lower prevalence of overweight (32.3%) compared to the State

Smoking

- Higher prevalence (14.4%) of tobacco smoking compared to the State

Alcohol

- 27.5% drank at high risk levels for long-term harm (2 standard drinks per day)

Mental health (16 years and over)

- Lower prevalence (12.3%) of any mental health condition compared to the State

Injury

- Accidental falls was the leading cause of injury-related hospitalisations
- Transport accidents were the leading cause of injury-related deaths

Source: [Health and Wellbeing Profile Shire of Irwin 8677_8686 \(October 8680\)](#) Department of Health WA Epidemiology Directorate

5 OUR ACTION PLAN

In the following action plan, the role of the Shire is classified as follows depending on the degree of involvement:

Deliver

Provide services that improve public health.

Partner

Develop and maintain partnerships with others.

Advocate

Promote awareness of public health matters to influence the decisions of others.

Social – A friendly, safe and inclusive community enjoying a high quality lifestyle	
Action	Shire Role
1. Increase community participation by building the capacity of local clubs/groups and creating opportunities for social connection through a range of activities including arts, recreation and sport.	Partner
2. Support volunteering opportunities and encourage community/volunteer groups to deliver health and well-being activities.	Partner
3. Advocate for early childhood facilities, services and programs.	Advocate
4. Support and facilitate access to facilities and fitness/physical activities for seniors and people of all abilities to promote interdependence, social connection and well-being.	Deliver
5. Support and promote opportunities for youth development, participation and activities.	Partner
6. Partner with specialist organisations to support the delivery of mental health and well-being programs.	Partner
7. Support the delivery of aged and independent living accommodation options to enable aging in place.	Deliver
8. Support sustainable access to medical and primary health services including the Dongara Medical Centre.	Partner

Economic – A prosperous and diverse economy	
Action	Shire Role
9. Partner with health promotion stakeholders and initiatives (such as LiveLighter, R U OK and Alcohol. Thing Again) to promote healthy lifestyle messages.	Partner
10. Deliver events and programs that encourage community connection and reduce social isolation.	Deliver
11. Provide and manage the Irwin Recreation Centre as a key community health and well-being asset.	Deliver
12. Provide library services that support literacy, learning and social connection.	Deliver

Environment – Custodianship of our natural and built environment	
Action	Shire Role
13. Manage and maintain the Shire’s recreation areas, sporting grounds and facilities.	Deliver
14. Maintain and further develop local roads, footpath networks and trails, ensuring accessibility and safety.	Deliver
15. Support progression of the Port Denison Foreshore Masterplan to activate the foreshore area promoting visitation and active lifestyles.	Deliver
16. Provide and maintain dog exercise areas and support responsible pet ownership.	Deliver

Leadership – Leading the community with engaged and progressive governance	
Action	Shire Role
17. Maintain public health inspections and enforcement services to minimise harm from known risks to human health and safety.	Deliver
18. Support a healthy, safe and positive workplace for Shire staff including healthy food options, wellbeing initiatives and flu vaccinations.	Deliver
19. Ensure effective representation from the Shire to advocate and pursue funding opportunities for improved health outcomes for the community.	Advocate
20. Support community-led initiatives through the provision of community leases and implementation of the Community Assistance Scheme (CASE).	Deliver
21. Coordinate emergency management services including the Shire’s volunteer bushfire brigades and Local Emergency Management Arrangements (LEMA).	Partner
22. Progress actions in the Disability Access and Inclusion Plan (DAIP).	Deliver



Ordinary Council Meeting

28 April 2026

Item DEV 02-04/26
Attachment 2
Health and Wellbeing Profile



Health and Wellbeing Profile

Shire of Irwin

2011-2020



October 2024

**Epidemiology Directorate, Public and Aboriginal
Health Division, Department of Health WA**

Acknowledgement of Country and People

WA Health acknowledges the Aboriginal people of the many traditional lands and language groups of Western Australia. It acknowledges the wisdom of Aboriginal Elders both past and present and pays respect to Aboriginal communities of today.

Abbreviations

ABS	Australian Bureau of Statistics
AF	Aetiological fraction
AIHW	Australian Institute of Health and Welfare
ASR	Age-standardised rate
BMI	Body mass index
COD URF	Cause of Death Unit Record File
DOH WA	Department of Health, Western Australia
EP	Exceedance probability
ERP	Estimated Resident Population
HMDC	Hospital Morbidity Data Collection
HWSS	Health and Wellbeing Surveillance System
ICD-10	International Classification of Diseases, 10th revision
ICD-10-AM	International Statistical Classification of Diseases and Related Health Problems, 10th revision, Australian Modification
IRSD	Index of Relative Socio-economic Disadvantage
K10	Kessler Psychological Distress Scale-10
LGA	Local Government Area
NHMRC	National Health and Medical Research Council
PAHD	Public and Aboriginal Health Division
RSE	Relative standard error
WA	Western Australia
WANIDD	WA Notifiable Infectious Diseases Database

Contents

Abbreviations

Introduction

Methods

- Data sources

- Summary measures and their uses

Population

Nutrition

Physical activity and sedentary behaviour

Overweight and obesity

Tobacco smoking

- Tobacco smoking prevalence

- Tobacco-attributable hospitalisations

- Tobacco-attributable deaths

Alcohol-related harm

- Alcohol use prevalence

- Alcohol-attributable hospitalisations

- Alcohol-attributable deaths

Illicit drug-related harm

- Illicit drug-attributable hospitalisations

- Illicit drug-attributable deaths

Mental health

- Mental health conditions

- High or very high psychological distress

Injury

- Injury-related hospitalisations

- Injury-related deaths

Notifiable infectious diseases

References

Introduction

The Shire of Irwin Health Profile 2011-2020 has been prepared by the Epidemiology Directorate, Department of Health, Western Australia (DOH WA), in collaboration with the Public Health Advisory Group, to inform the development of a local public health plan as required under the WA Public Health Act 2016 (PAHD, 2019).

This health profile aims to provide an overview of the health status and health determinants of people in the Shire of Irwin using the latest available data from multiple sources and covers the following key areas:

- Population
- Lifestyle-related risk factors (nutrition, physical activity, tobacco use and alcohol use)
- Physiological risk factors (overweight and obesity)
- Alcohol, tobacco and illicit drug-attributable hospitalisations and deaths
- Injury-related hospitalisations and deaths
- Mental health
- Notifiable infectious diseases.

We would like to emphasise that the data in this report are modelled. They do not represent raw values but are smoothed estimates. Due to rounding and the modelling approaches we used, the sum of male and female values may not add up to the total. Details of the modelling methodology can be found in Epidemiology Directorate (2024a).

Methods

Data sources

WA Health and Wellbeing Surveillance System

The WA Health and Wellbeing Surveillance System (HWSS) is managed by the Epidemiology Directorate, DOH WA. The main objectives of the HWSS are to monitor the health status of the WA population, inform and support planning, implementation and evaluation of health services and policies in WA.

The HWSS is designed to provide information at a population level. Information on a range of health indicators is collected from a random sample of the WA population and is weighted to represent the age and sex distribution of the WA population using the Estimated Resident Population (ERP). The data are also adjusted to compensate for oversampling in remote and rural areas of WA. Data can be considered representative of the general population but will not be representative of smaller groups such as Aboriginal people or those from non-English speaking backgrounds. Further details on the design and methods used in the HWSS can be obtained from Epidemiology Directorate (2024b).

WA Hospital Morbidity Data Collection

The WA Hospital Morbidity Data Collection (HMDC) is managed by the Information and System Performance Directorate, Purchasing and System Performance Division, DOH WA. The HMDC provides the WA health system with information for planning, allocating and evaluating health services. The HMDC records all inpatient episodes of care from all public and private acute hospitals, public and private psychiatric hospitals and private day surgeries in WA.

WA Cause of Death Unit Record File

The Cause of Death Unit Record File (COD URF) data is sourced from the Australian Co-ordinating Registry, the Registries of Births, Deaths and Marriages, the Coroners, the National Coronial Information System and the Victorian Department of Justice and Community Safety and managed by the Information and System Performance Directorate, Purchasing and System Performance Division, DOH WA. In order to complete a death registration, the death must be certified by either a doctor or by a coroner. Causes of death data are a vital measure of a population's health and provides information on patterns of diseases that cause death by population groups and over time. Examining death patterns can help explain differences and changes in health status, evaluate health strategies, and guide planning and policy-making (ABS 2021a).

WA Notifiable Infectious Diseases Database

The WA Notifiable Infectious Diseases Database (WANIDD) is managed by the Communicable Disease Control Directorate, Public and Aboriginal Health Division, DOH WA. This database contains information on all notifiable infectious diseases diagnosed in WA that have been reported to the Department of Health, as mandated by the Public Health Act 2016 and subsequent amendments. Further details on the dataset can be obtained from Communicable Disease Control Directorate (2023).

ABS Estimated Resident Population

The WA ERP is obtained from the Australian Bureau of Statistics (ABS). These population estimates are as at 30 June and broken down by local government area, year, age and sex (ABS 2021b).

ABS 2021 Census of Population and Housing

The Census of Population and Housing is the primary source of population statistics in Australia and is undertaken by the ABS once every five years. The aim of the Census is to collect data on the key characteristics of people in Australia on Census night and the dwellings in which they live.

Summary measures and their uses

Health and Wellbeing Surveillance System

Prevalence estimates

Prevalence refers to the proportion or percentage of the population with the lifestyle risk factor or disease in a specified period. Prevalence estimates for the HWSS indicators are calculated by dividing the number of people with the lifestyle risk factor or disease in a specified period by the total number of people in the population in the same period.

HWSS, like most surveys, only collects information from a sample of the target population. The raw data are then weighted to represent the population from which it was drawn, with each person given a weight that can be thought of as the number of people they represent. In this report, the HWSS data have been weighted to adjust the proportions of certain demographic characteristics of the respondents so that they match the corresponding proportions in the total WA population (raked weighting).

Estimated numbers

Estimated numbers for the HWSS indicators refer to the estimated number of people in the Local Government Area (LGA) who have the lifestyle-related risk factor or mental health condition. This is calculated by multiplying the prevalence estimate (or percentage) by the ERP of the LGA.

Suppression of prevalence estimates

The stability of prevalence estimates can be guided by the Relative Standard Error (RSE). The RSE is a measure of the extent to which the survey estimate is likely to be different from the actual population result. In this report, prevalence estimates with RSEs between 25%–50% should be used with caution. Estimates with RSEs above 50% are considered too unreliable for general use and have been suppressed.

Comparisons with WA State prevalence estimates

In this report, comparisons of local prevalence estimates with WA State prevalence estimates are made by using exceedance probabilities (EPs) of the posterior draws (i.e., samples), to identify whether the lifestyle risk factor or disease prevalence is higher, lower, or similar between the LGA compared to the State prevalence. Further details can be found in Epidemiology Directorate (2024a).

All other data sources

Age-standardised rates

Age-standardised rates (ASR) are calculated by adjusting the crude rate to eliminate the effect of differences in population age structures when comparing crude rates for different time periods, different geographic areas and/or different population sub-groups. In other words, ASRs are hypothetical or artificial rates that would have been observed if the populations being studied had the same age distribution as the standard population, while all other factors remained unchanged. When making comparisons between population groups, ASRs should be used as they take into account any differences in the age structure of the populations (AIHW, 2011). In this report, the direct method of age-standardisation has been applied using all age groups of the 2001 Australian standard population. The rates are expressed per 100,000 population.

Suppression of numbers

In this report, for deaths due to intentional self-harm, estimated numbers are not presented when they are less than six. This is to protect the confidentiality of people whose data are included in the report by reducing or eliminating the risk of disclosing their identity.

For all other conditions, estimated numbers are presented even when they are less than six. However, rates should be used rather than numbers for all reporting and area/sex comparison purposes, especially when the numbers are less than six. The inclusion of small estimated counts in the presentation/visualisation is for maintaining the data completeness for all LGAs.

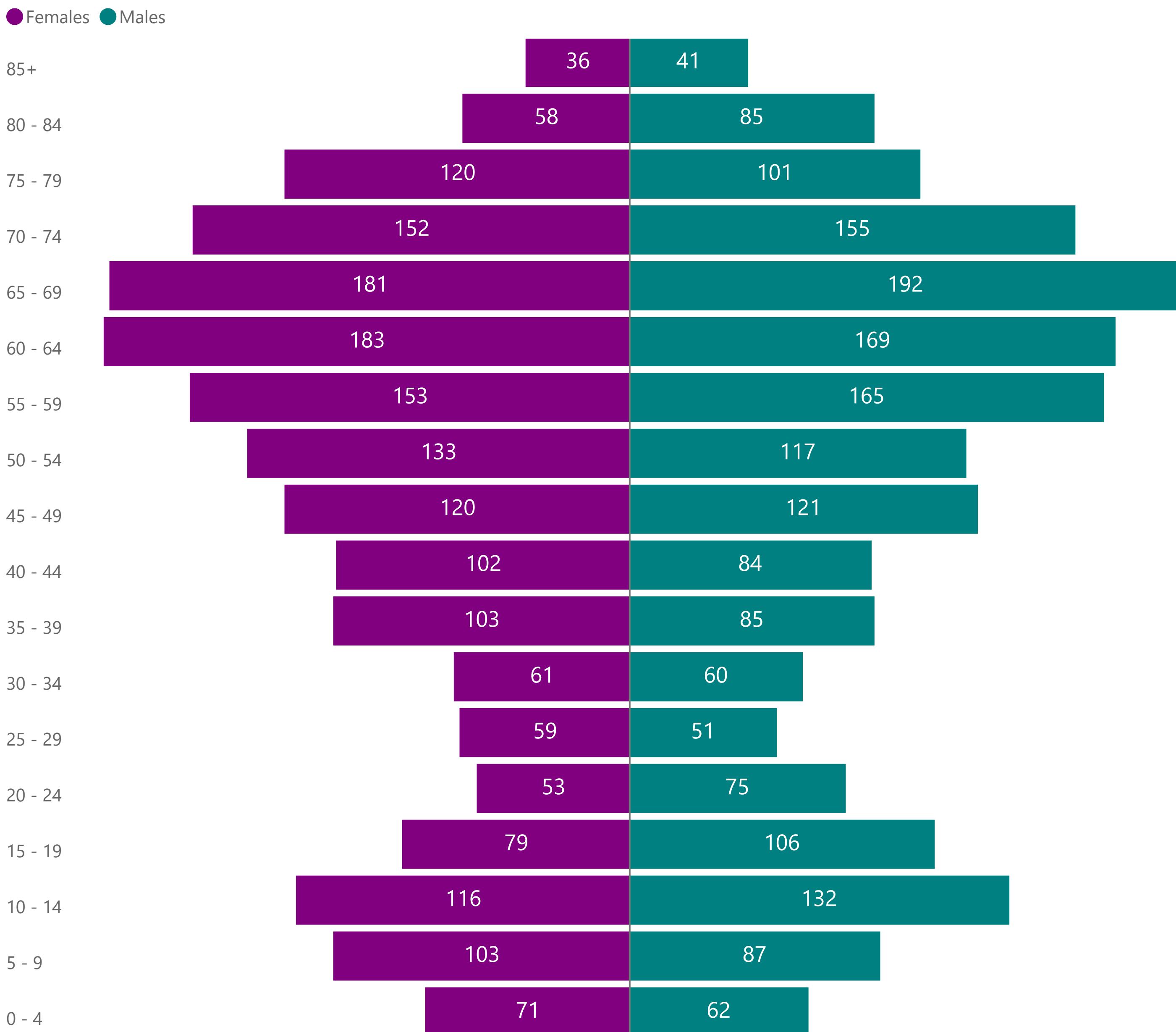
Comparisons with WA State rates

Comparison to State is based on the EPs of the posterior draws (i.e., samples), to identify whether the disease/condition ASR is higher, lower, or similar between the LGA compared to the State ASR.

Population

As at 30 June 2021, an estimated 3771 people lived in the Shire of Irwin. Around 50.1% were male and 49.9% were female. Other selected population measures based on 2021 Census of Population and Housing data are provided in Table 2.

Figure 1. Population by age group (years) and sex, Shire of Irwin, 2021



Source: 2021 Estimated Resident Population, Australian Bureau of Statistics

Table 1. Selected population measures, Shire of Irwin, 2021

Population measure	Count	Percentage (%)
Aboriginal persons	192	5.1
Families with annual income < \$64,999	304	31.0
Persons born overseas	996	26.4
Persons who are unemployed	63	3.4
Persons who do not speak English at home	562	15.3

Source: 2021 Census of Population and Housing, Australian Bureau of Statistics

Nutrition

Diet has an important effect on health and can influence the risk of diseases such as coronary heart disease, type 2 diabetes, stroke and some cancers. The Australian Dietary Guidelines outlines the recommended daily serves of fruit and vegetables for adults and children (NHMRC, 2013).

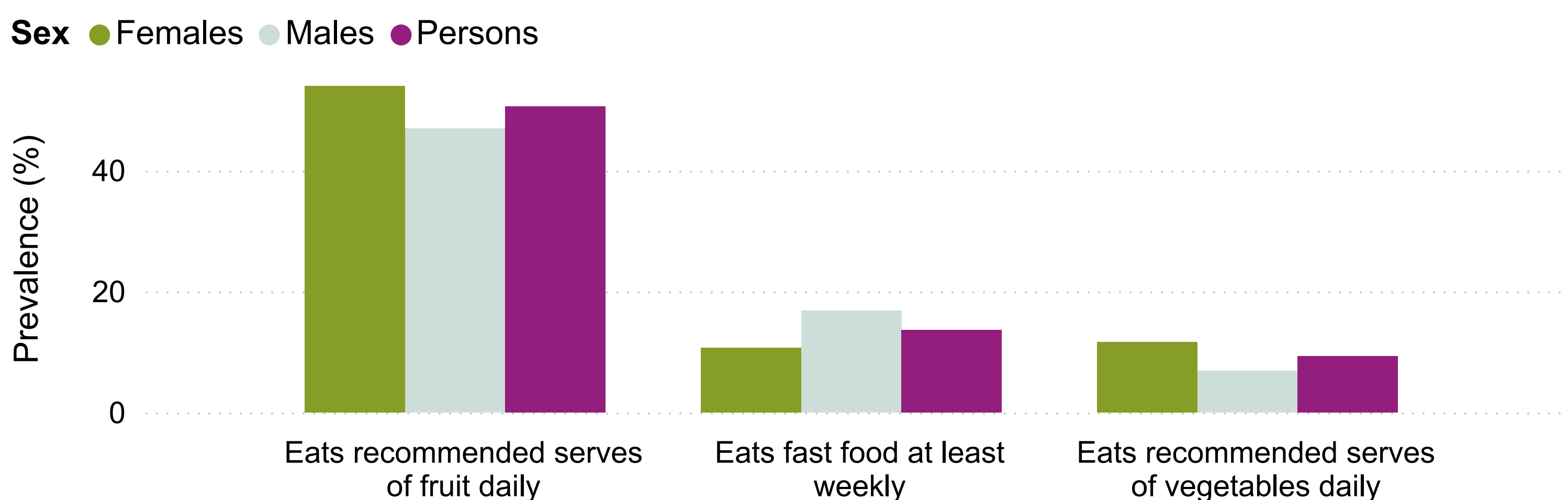
Data for the prevalence of dietary behaviours were sourced from the HWSS. Respondents were asked how many serves of fruit or vegetables they usually eat each day. A serve of fruit is equal to one medium piece, two small pieces of fruit or a cup of diced fruit. A serve of vegetables is equal to half a cup of cooked vegetables or one cup of salad. The number of serves eaten were rounded down to the nearest whole number and compared to the NMHRC Australian Dietary Guidelines to estimate the prevalence of those who eat the recommended serves of fruit daily and those who eat the recommended serves of vegetables daily (NHMRC, 2013). Minimum recommended serves of fruit per day by age for HWSS reporting are: 2-3 years: 1 serve, 4-8 years: 1 serve, 9-15 years: 2 serves and adults aged 16 years and over: 2 serves. Minimum recommended serves of vegetables per day by age for HWSS reporting are: 2-3 years: 2 serves, 4-8 years: 4 serves, 9-15 years: 5 serves and adults aged 16 years and over: 5 serves. The prevalence estimates for those who meet the guidelines for fruit and vegetable consumption includes persons aged 2 years and over.

Respondents were also asked how many times a week on average they ate fast food meals or snacks such as burgers, kebabs, meat pies, pizza, chicken or chicken nuggets from fast food outlets. They were then categorised on whether they ate fast food at least weekly. The NMHRC Australian Dietary Guidelines recommends limited intake of discretionary foods such as fast food and ultra-processed foods. The prevalence estimates for those who ate fast food at least weekly includes persons aged 1 year and over.

In 2020, 50.6% of Shire of Irwin residents ate the recommended serves of fruit daily, 9.3% ate the recommended serves of vegetable daily and 13.6% ate fast food at least weekly.

Among males, 47.0% ate the recommended serves of fruit daily, 6.9% ate the recommended serves of vegetable daily and 16.8% ate fast food at least once a week. In comparison, among females, 54.0% ate the recommended serves of fruit daily, 11.6% ate the recommended serves of vegetable daily and 10.7% ate fast food at least once a week.

Figure 2. Prevalence (%) of eating recommended serves of fruit and vegetables daily (2 years and above) and eating meals from fast food outlets at least weekly (1 year and above) by sex, Shire of Irwin, 2020



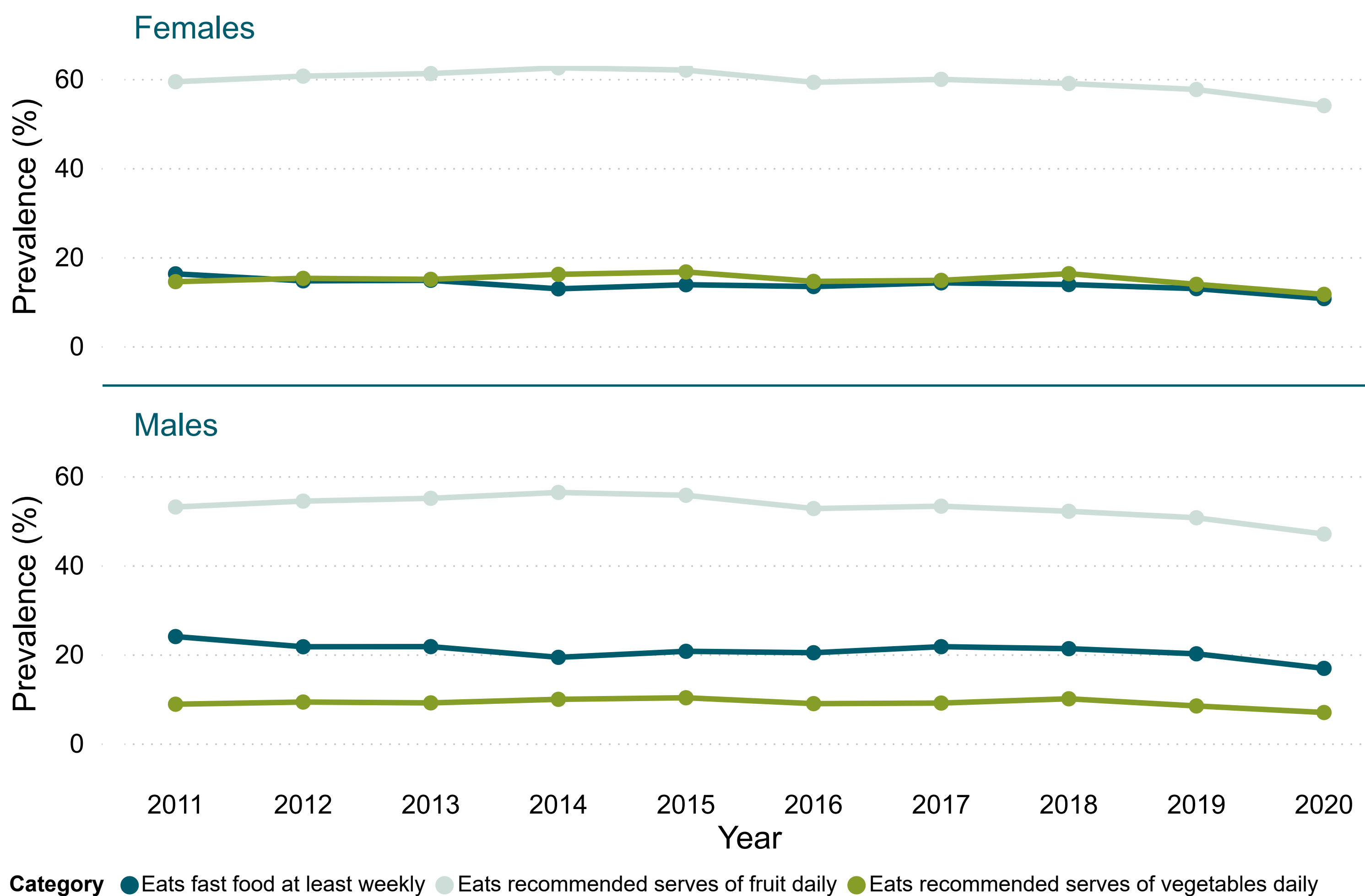
Source: WA Health and Wellbeing Surveillance System, Epidemiology Directorate, DOH WA

Note: The data in this report are modelled. They do not represent raw values but are smoothed estimates.

Table 2. Prevalence (%) of eating recommended serves of fruit and vegetables daily (2 years and above) and eating meals from fast food outlets at least weekly (1 year and above) by sex, Shire of Irwin, 2020

Category	Prevalence (%)	Estimated number	RSE (%)	WA prevalence (%)	Comparison to WA
Eats fast food at least weekly					
Females	10.7	196.0	17.5	22.6	lower
Males	16.8	290.0	15.8	25.4	lower
Persons	13.6	486.0	16.4	23.9	lower
Eats recommended serves of fruit daily					
Females	54.0	981.0	4.3	52.0	higher
Males	47.0	803.0	5.0	47.6	similar
Persons	50.6	1,784.0	4.6	49.9	similar
Eats recommended serves of vegetables daily					
Females	11.6	211.0	13.4	10.6	similar
Males	6.9	118.0	14.1	6.0	higher
Persons	9.3	329.0	13.6	8.4	similar

Figure 3. Prevalence (%) of eating recommended serves of fruit and vegetables daily (2 years and above) and eating meals from fast food outlets at least weekly (1 year and above) over time by sex, Shire of Irwin, 2011-2020



Source: WA Health and Wellbeing Surveillance System, Epidemiology Directorate, DOH WA

Note: The data in this report are modelled. They do not represent raw values but are smoothed estimates.

Physical activity and sedentary behaviour

Physical activity reduces the risk of cardiovascular disease, some cancers and type 2 diabetes, and also helps improve musculoskeletal health, maintain body weight and reduce symptoms of depression (WHO, 2009).

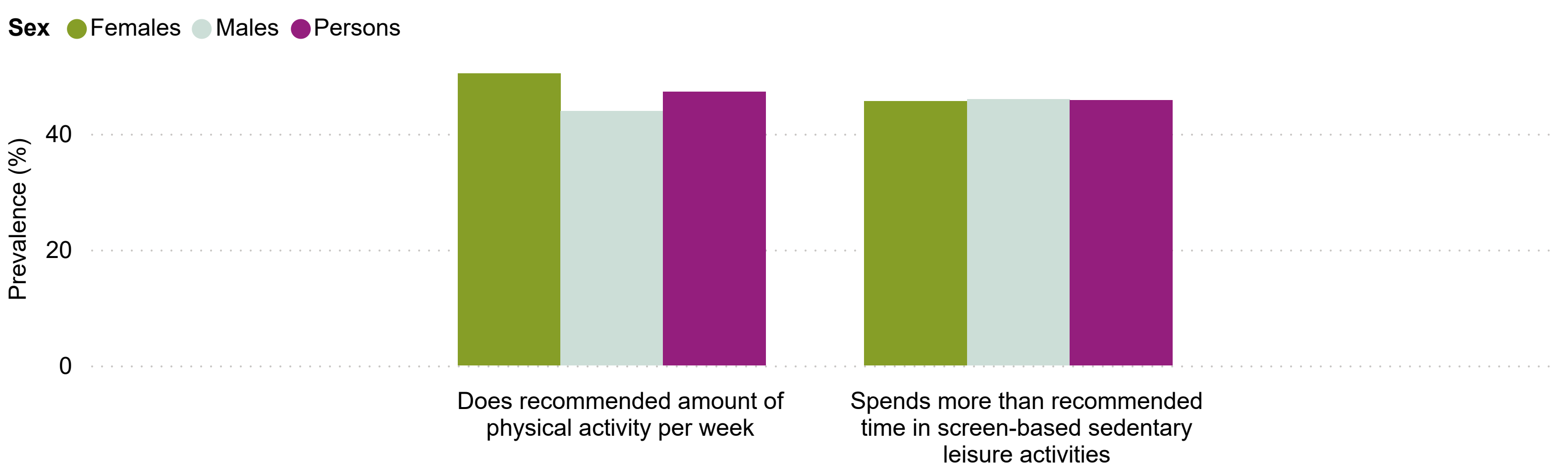
Data for the prevalence of physical activity and sedentary behaviour were sourced from the HWSS. Respondents were asked a range of questions on the types and length of physical activity undertaken in the past week. They were then categorised on whether they met the physical activity guideline for their age. Different physical activity guidelines apply to different age groups. In 2014, the Australian Department of Health updated Australia's Physical Activity and Sedentary Behaviour Guidelines, stating that adults aged 18 to 64 years should do at least 75 to 150 minutes of vigorous physical activity or 150 to 300 minutes of moderate physical activity per week (DHAC, 2014). With no new guideline explicitly defined for adults aged 65 years and over, the 2005 recommendation of 30 minutes of moderate physical activity on most and preferably all days of the week, is the most recent advice available. To avoid reporting against multiple guidelines, all persons aged 18 years and over were defined as completing sufficient (or recommended) levels of physical activity if they completed at least 150 minutes of moderate physical activity in the last week. The 2019 Australian 24-Hour Movement Guidelines for Children and Young People recommends children aged between 5 and 17 years complete at least 60 minutes of moderate to vigorous physical activity each day (DHAC, 2019). Children were classified as meeting the physical activity guidelines if they were physically active for seven or more sessions a week where each session lasted 60 minutes or more. The prevalence estimates for those who completed the recommended amount of physical activity includes persons aged 5 year and over.

Respondents were asked how many hours per week they spend in screen-based sedentary recreational leisure activities such as watching TV or DVDs, using a computer, smartphone or tablet device for the internet or to play games, excluding work time. They were then categorised on whether they spent more than recommended time in screen-based leisure activities for their age based on the 2019 Australian 24-Hour Movement Guidelines for Children and Young People and 2014 Australian Department of Health Physical Activity and Sedentary Behaviour Guidelines. The recommendations for children by age are: 0-2 years: no screen time, 3-5 years: no more than 1 hr per day, 5-17 years: no more than 2 hrs per day. For adults 18 years and over, no upper time limit is specified in the guidelines. As such, adults who spend more than 21 hours per week in screen-based sedentary leisure activities have been categorised as not meeting the guideline.

In 2020, Shire of Irwin residents had a similar prevalence of completing the recommended amount of physical activity each week. It is estimated that 43.9% of males and 50.4% of females aged 5 years and over completed the recommended amount of physical activity each week.

In 2020, Shire of Irwin residents had a similar prevalence of spending more than the recommended time in screen-based sedentary leisure activities when compared to the WA State average. It is estimated that 45.9% of males and 45.6% of females of all ages spent more than the recommended time in screen-based sedentary leisure activities.

Figure 4. Prevalence (%) of sufficient physical activity (5 years and above) and sedentary behaviour (all ages) by sex, Shire of Irwin, 2020



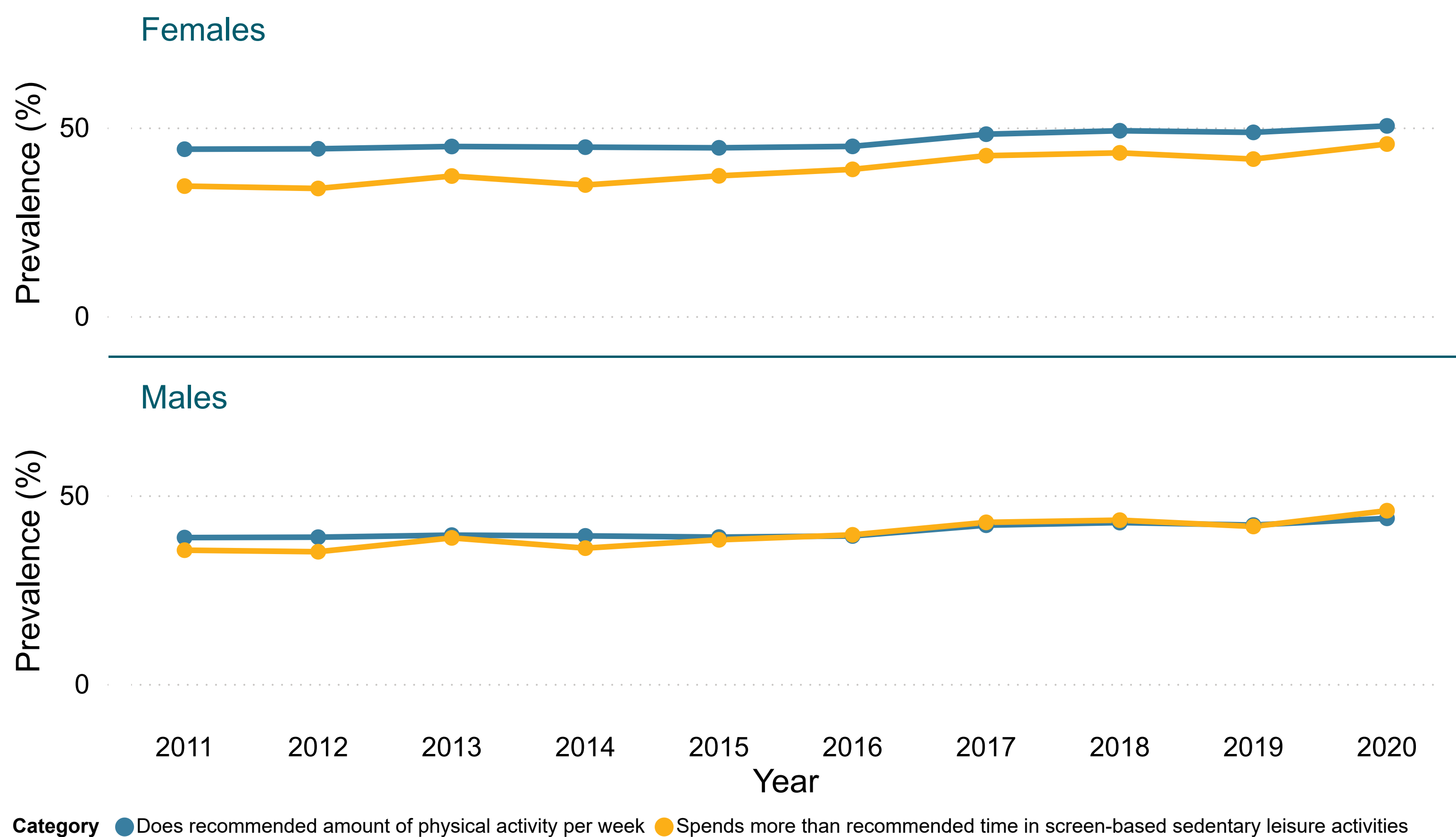
Source: WA Health and Wellbeing Surveillance System, Epidemiology Directorate, DOH WA

Note: The data in this report are modelled. They do not represent raw values but are smoothed estimates.

Table 3. Prevalence (%) of sufficient physical activity (5 years and above) and sedentary behaviour (all ages) by sex, Shire of Irwin, 2020

Category	Prevalence (%)	Estimated number	RSE (%)	WA prevalence (%)	Compared to WA
Does recommended amount of physical activity per week					
Females	50.4	889.0	6.5	49.2	similar
Males	43.9	732.0	7.4	46.9	lower
Persons	47.2	1,621.0	6.9	48.1	similar
Spends more than recommended time in screen-based sedentary leisure activities					
Females	45.6	846.0	5.6	46.0	similar
Males	45.9	798.0	5.6	44.0	similar
Persons	45.8	1,645.0	5.6	45.1	similar

Figure 5. Prevalence (%) of sufficient physical activity (5 years and above) and sedentary behaviour (all ages) over time by sex, Shire of Irwin, 2011-2020



Source: WA Health and Wellbeing Surveillance System, Epidemiology Directorate, DOH WA.

Note: The data in this report are modelled. They do not represent raw values but are smoothed estimates.

Overweight and obesity

Overweight and obesity in adults is associated with cardiovascular disease, type 2 diabetes, some cancers, musculoskeletal disorders (in particular osteoarthritis), dementia and a range of other conditions (AIHW, 2017).

Data for the prevalence of overweight and obesity were sourced from the HWSS. Respondents were asked how tall they were and how much they weighed. For each respondent, a body mass index (BMI) was derived from these figures by dividing weight in kilograms by height in metres squared after adjustment for errors in the self-reported height and weight (Hayes et al., 2008) and the exclusion of biologically implausible values (CDC, 2023). Each respondent's adjusted BMI was then categorised into weight classes. For adults, these were not overweight or obese (BMI less than 25), overweight (BMI from 25.0 to 29.9) and obese (BMI of 30.0 and above). For children, these classifications were derived using age and sex percentile curves as developed by Coles et al (2000). The prevalence estimates for those who are overweight and those who are obese includes persons 5 years and over.

In 2020, Shire of Irwin residents had a lower prevalence of overweight and a higher obesity prevalence compared to the State. It is estimated that 37.4% of males aged 5 years and over were overweight and 37.2% were obese. In comparison, 27.5% of females aged 5 years and over were overweight and 39.6% were obese.

Figure 6. Prevalence (%) of overweight and obesity by sex, 5 years and over, Shire of Irwin, 2020

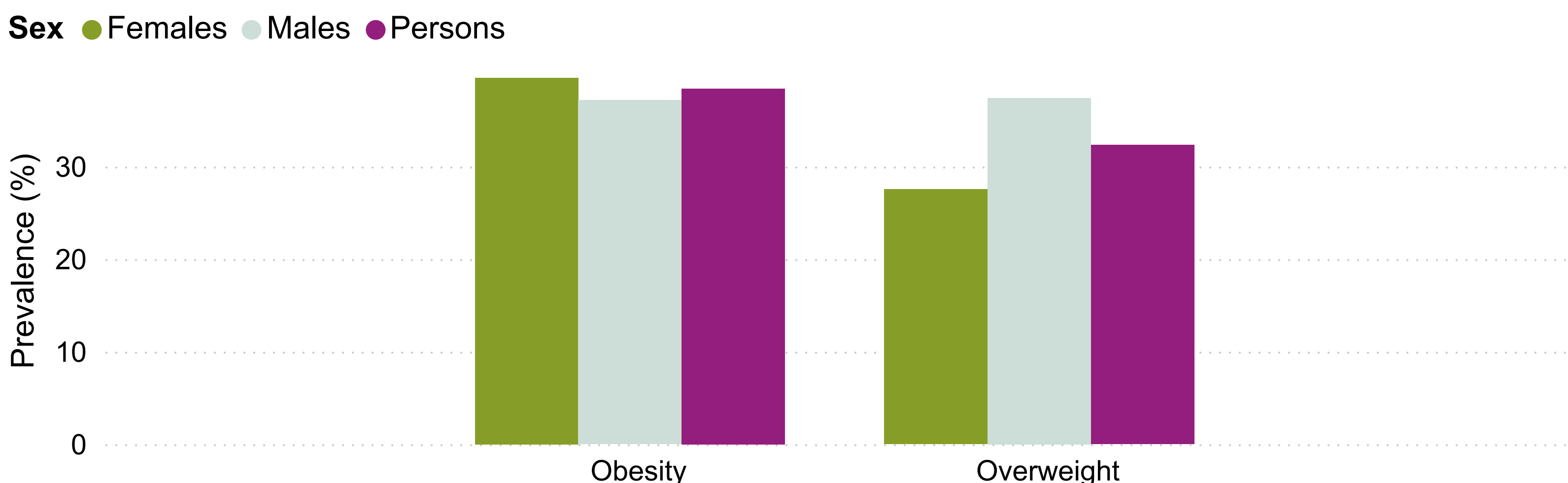


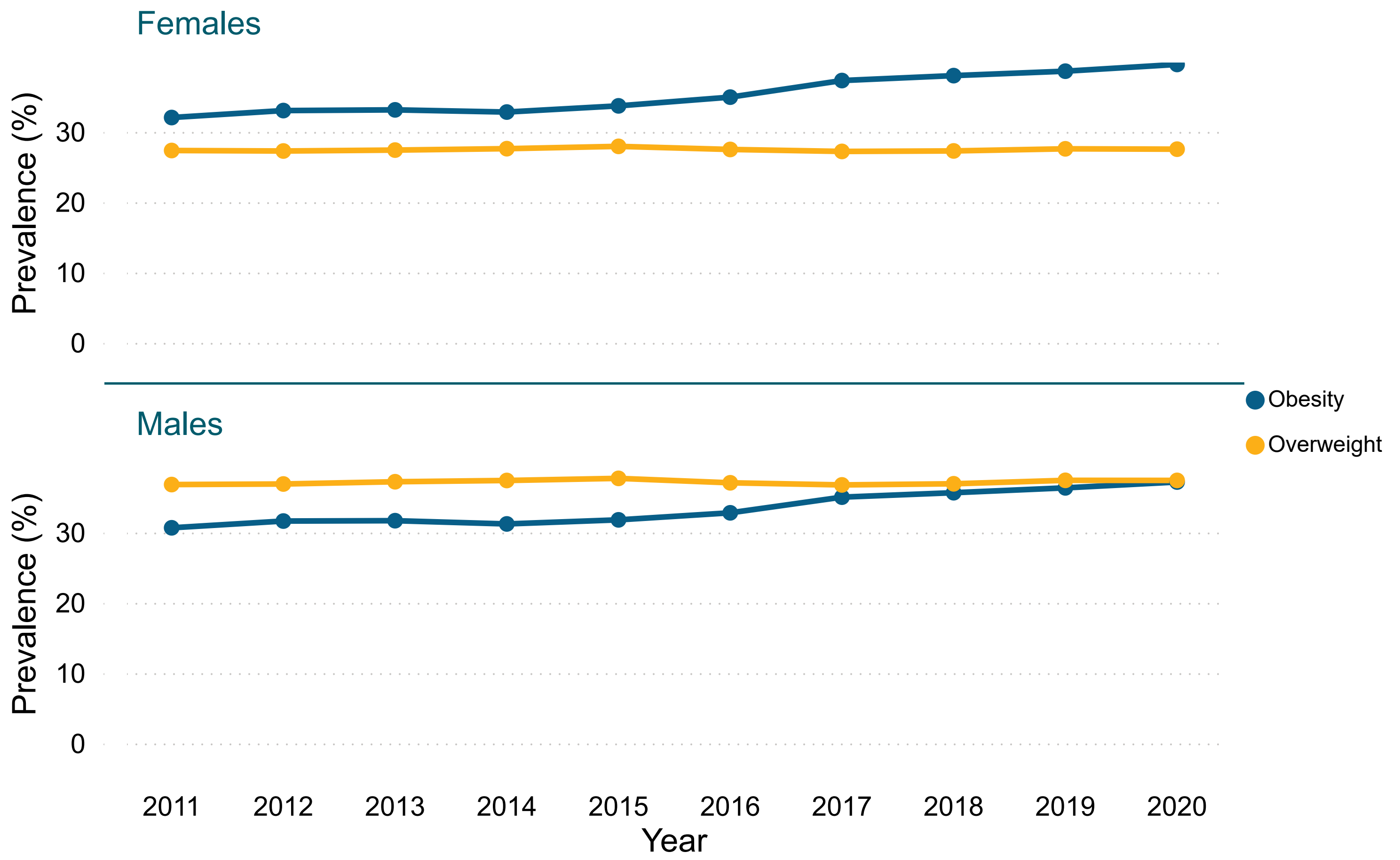
Table 4. Prevalence (%) of overweight and obesity by sex, 5 years and over, Shire of Irwin, 2020

Category	Prevalence (%)	Estimated number	RSE (%)	WA prevalence (%)	Comparison to WA
Obesity					
Females	39.6	698.0	6.2	32.2	higher
Males	37.2	620.0	6.5	31.6	higher
Persons	38.4	1,319.0	6.3	31.9	higher
Overweight					
Females	27.5	486.0	5.5	31.4	lower
Males	37.4	624.0	4.6	38.7	similar
Persons	32.3	1,110.0	4.9	35.0	lower

Source: WA Health and Wellbeing Surveillance System, Epidemiology Directorate, DOH WA.

Note: The data in this report are modelled. They do not represent raw values but are smoothed estimates.

Figure 7. Prevalence (%) of overweight and obesity over time by sex, 5 years and over, Shire of Irwin, 2011-2020



Source: WA Health and Wellbeing Surveillance System, Epidemiology Directorate, DOH WA.

Note: The data in this report are modelled. They do not represent raw values but are smoothed estimates.

Tobacco smoking

Tobacco smoking prevalence

Tobacco use, including past and current use and exposure to second-hand smoke, increases the risk of a number of health conditions, including cancer, respiratory diseases and cardiovascular disease (AIHW 2018).

Data for the prevalence of tobacco smoking were sourced from the HWSS. Respondents were asked about their smoking status (including cigarettes, cigars, and pipes). Smoking status was then categorised into those who currently smoke (daily or occasionally) or not. The use of e-cigarettes or vaping were not included when determining the prevalence of current tobacco smoking. The prevalence estimates for current tobacco smoking includes adults aged 18 years and over.

In 2020, residents of the Shire of Irwin had a higher prevalence of current smoking compared to WA State. It is estimated that 16.3% of males aged 18 years and over were current smokers compared to 12.7% of females aged 18 years and over.

Figure 8. Prevalence (%) of current smoking by sex, 18 years and over, Shire of Irwin, 2020

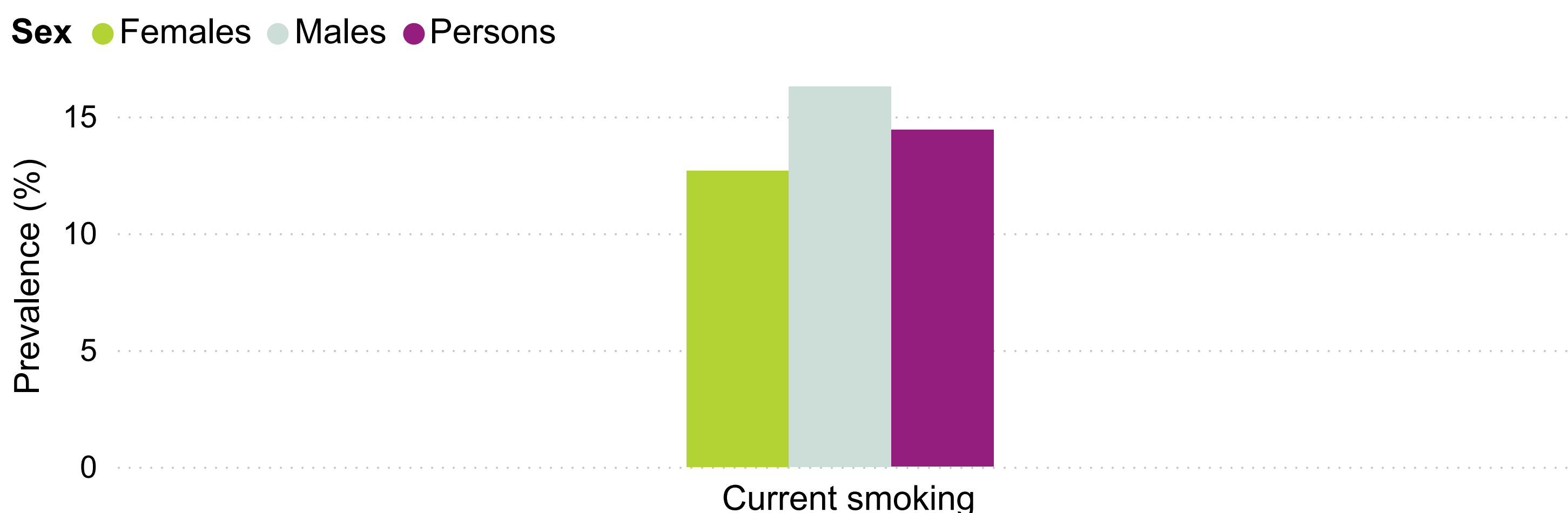


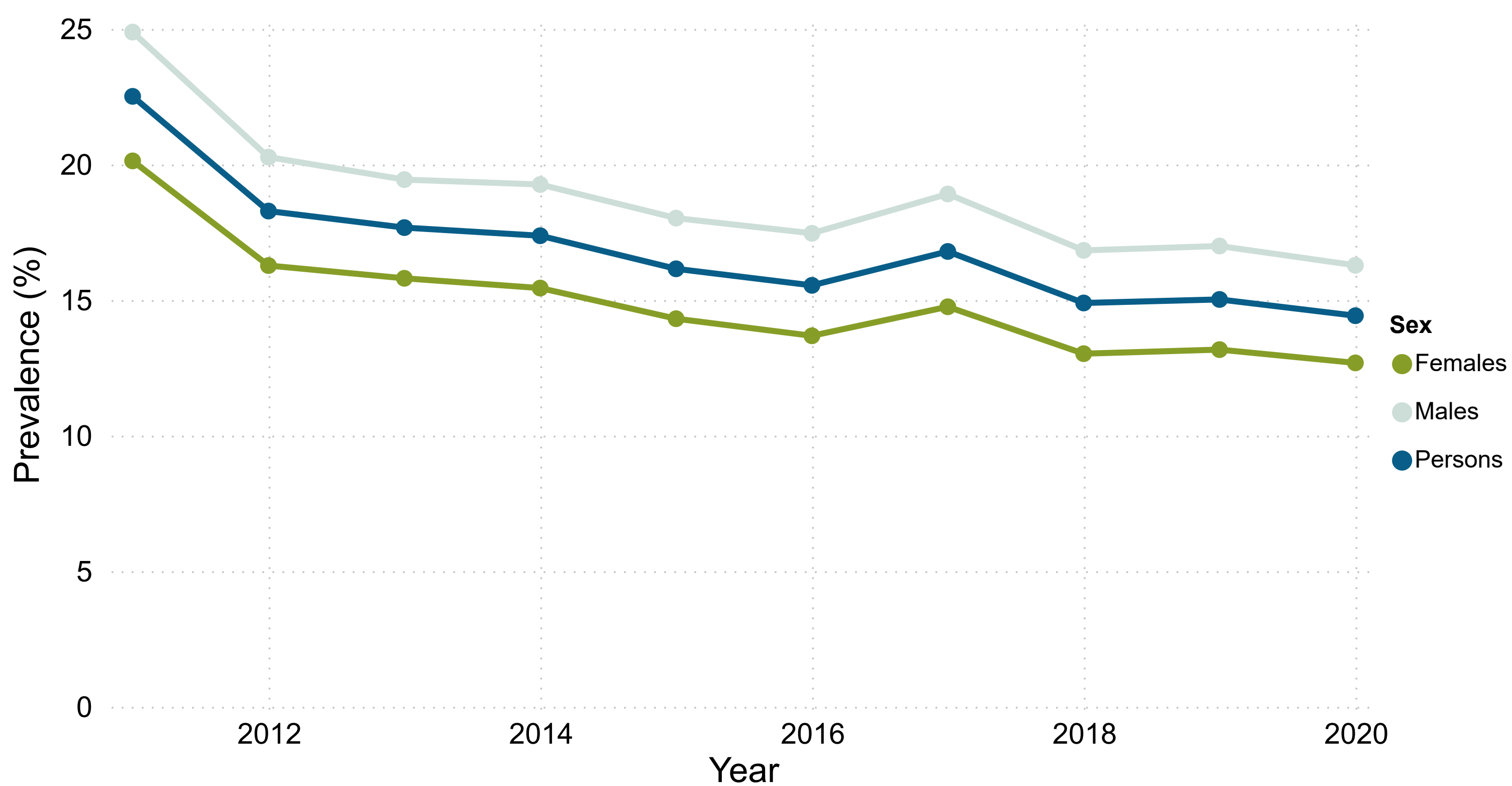
Table 5. Prevalence (%) of current smoking by sex, 18 years and over, Shire of Irwin, 2020

Category	Prevalence (%)	Estimated number	RSE (%)	WA prevalence (%)	Comparison to WA
Current smoking					▲
Females	12.7	194.0	15.7	9.7	higher
Males	16.3	233.0	14.9	11.9	higher
Persons	14.4	427.0	15.1	10.7	higher

Source: WA Health and Wellbeing Surveillance System, Epidemiology Directorate, DOH WA.

Note: The data in this report are modelled. They do not represent raw values but are smoothed estimates.

Figure 9. Prevalence (%) of current smoking over time by sex, 18 years and over, Shire of Irwin, 2011-2020



Source: WA Health and Wellbeing Surveillance System, Epidemiology Directorate, DOH WA.

Note: The data in this report are modelled. They do not represent raw values but are smoothed estimates.

Tobacco-attributable hospitalisations

Data for tobacco-attributable hospitalisations were sourced from the WA HMDC. Population estimates were obtained from the ABS. Hospitalisations attributable to tobacco use were estimated using the tobacco-attributable aetiological fractions (AFs) for WA developed by the Epidemiology Directorate, DOH WA and based on the method used by the National Drug Research Institute, Curtin University (Whetton et al., 2009). A tobacco-attributable AF is the proportion of hospitalisations or deaths for a particular condition that can be attributed to tobacco use. The AFs vary by age and sex. Hospitalisations for tobacco-attributable conditions were identified using ICD-10-AM codes for principal diagnosis and/or external causes. A list of tobacco-attributable conditions included in the estimation of tobacco-attributable hospitalisations can be requested from the Epidemiology Directorate (Coles and Sun 2021).

In 2020, the rate of tobacco-attributable hospitalisations among Shire of Irwin residents was higher compared to the WA State rate. Among male residents, the rate of tobacco-attributable hospitalisations was 828.5 per 100,000. This is higher compared to the WA State male rate. Among female residents, the rate of tobacco-attributable hospitalisations was 512.8 per 100,000. This is similar compared to the WA State female rate. Note that the data is only for people aged 15 years and over.

Figure 10. Age standardised rate (per 100,000) of tobacco-attributable hospitalisations by sex, Shire of Irwin, 2020

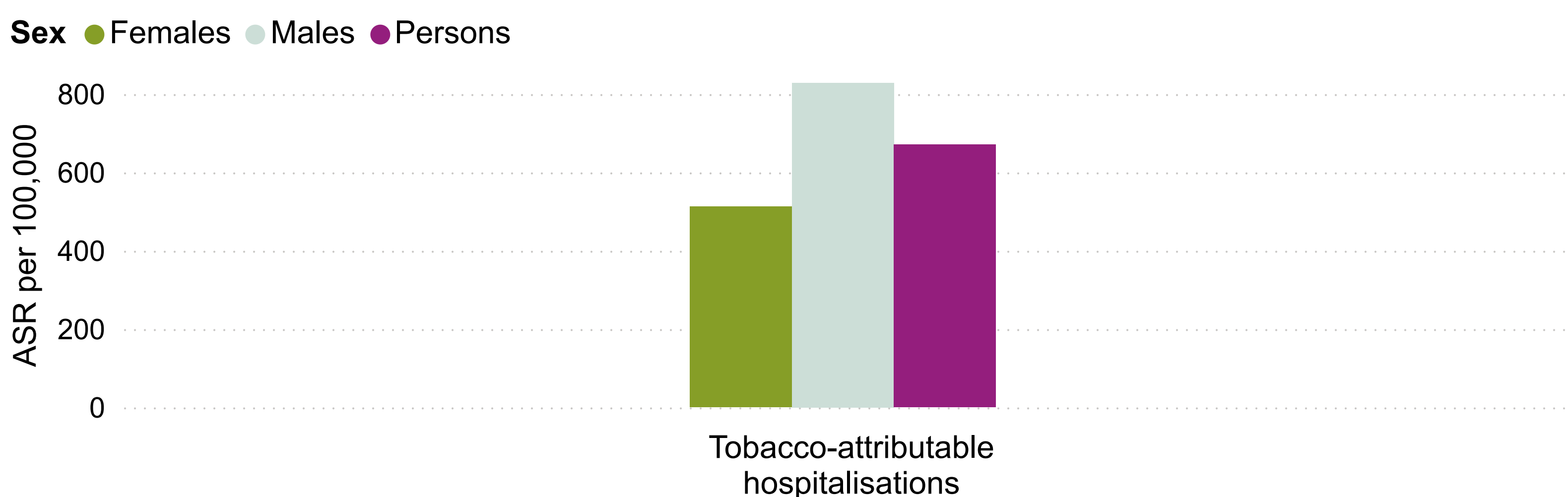


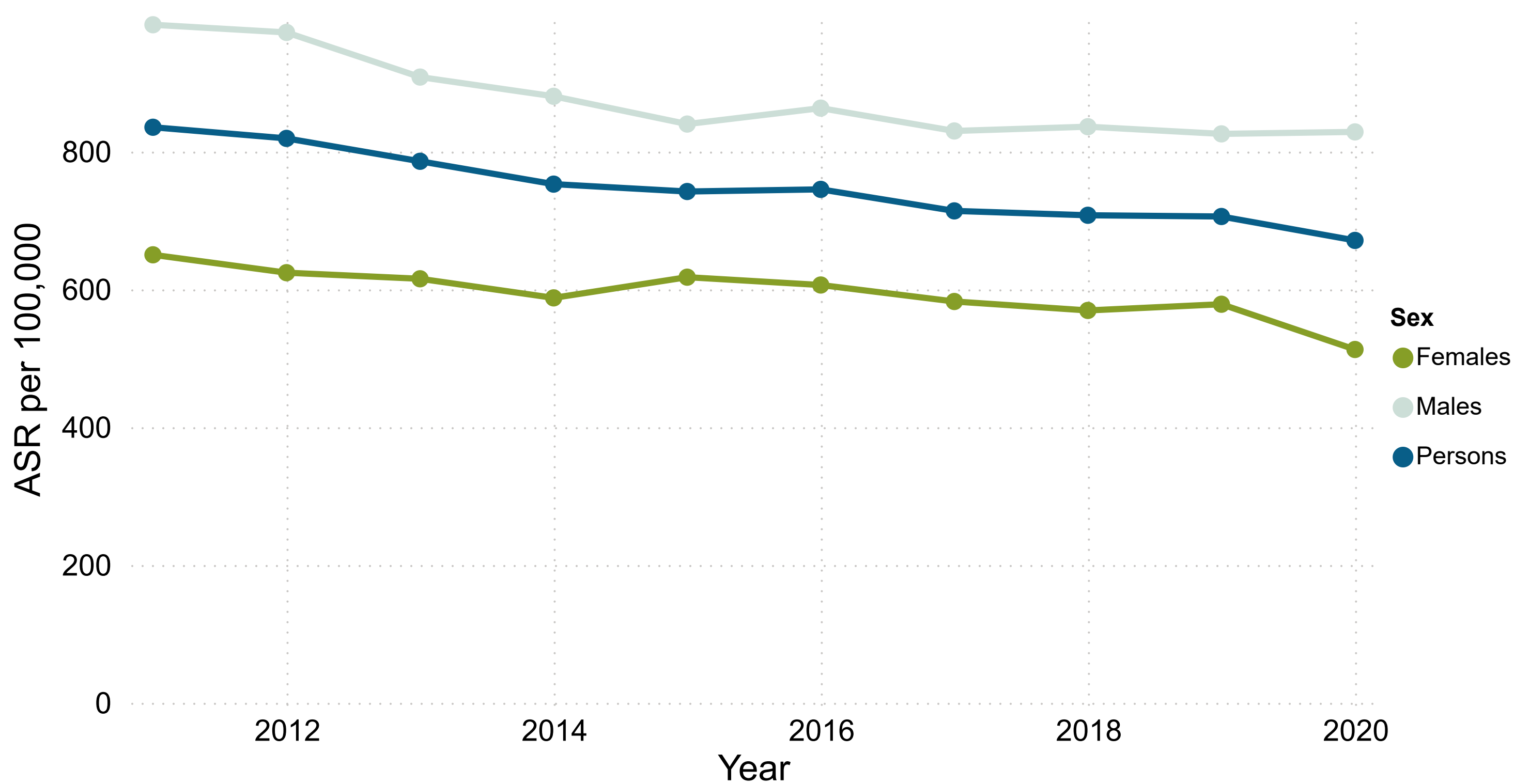
Table 6. Estimated number and age standardised rate (per 100,000) of tobacco-attributable hospitalisations by sex, Shire of Irwin, 2020

Sex	Estimated number	ASR per 100,000	WA ASR per 100,000	Comparison to WA
Females	13.0	512.8	399.6	similar
Males	20.0	828.5	516.8	higher
Persons	33.0	671.1	455.6	higher

Source: WA Hospital Morbidity Data Collection, Information and System Performance Directorate, DOH WA

Note: The data in this report are modelled. They do not represent raw values but are smoothed estimates.

Figure 11. Age standardised rates (per 100,000) of tobacco-attributable hospitalisations over time by sex, Shire of Irwin, 2011-2020



Source: WA Hospital Morbidity Data Collection, Information and System Performance Directorate, DOH WA
Note: The data in this report are modelled. They do not represent raw values but are smoothed estimates.

Tobacco-attributable deaths

Data for tobacco-attributable deaths were sourced from the COD URF. Population estimates were obtained from the ABS. Deaths attributable to tobacco use were estimated using the tobacco-attributable AFs for WA developed by the Epidemiology Directorate, DOH WA and based on the method used by the National Drug Research Institute, Curtin University (Whetton et al., 2009). A tobacco-attributable AF is the proportion of hospitalisations or deaths for a particular condition that can be attributed to tobacco use. The AFs vary by age and sex. Deaths for tobacco-attributable conditions were identified using ICD-10 codes for underlying cause of death and/or multiple cause of death. A list of tobacco-attributable conditions included in the estimation of tobacco-attributable deaths can be requested from the Epidemiology Directorate (Coles and Sun 2021).

In 2020, the rate of tobacco-attributable deaths was higher among residents of Shire of Irwin compared to the WA State rate. Among male residents, the rate of tobacco-attributable deaths was 111.9 per 100,000. This is higher compared to the WA State male rate. Among female residents, the rate of tobacco-attributable deaths was 65.2 per 100,000. This is higher compared to the WA State female rate. Note that the data is only for people aged 15 years and over.

Figure 12. Age standardised rate (per 100,000) of tobacco-attributable deaths by sex, Shire of Irwin, 2020

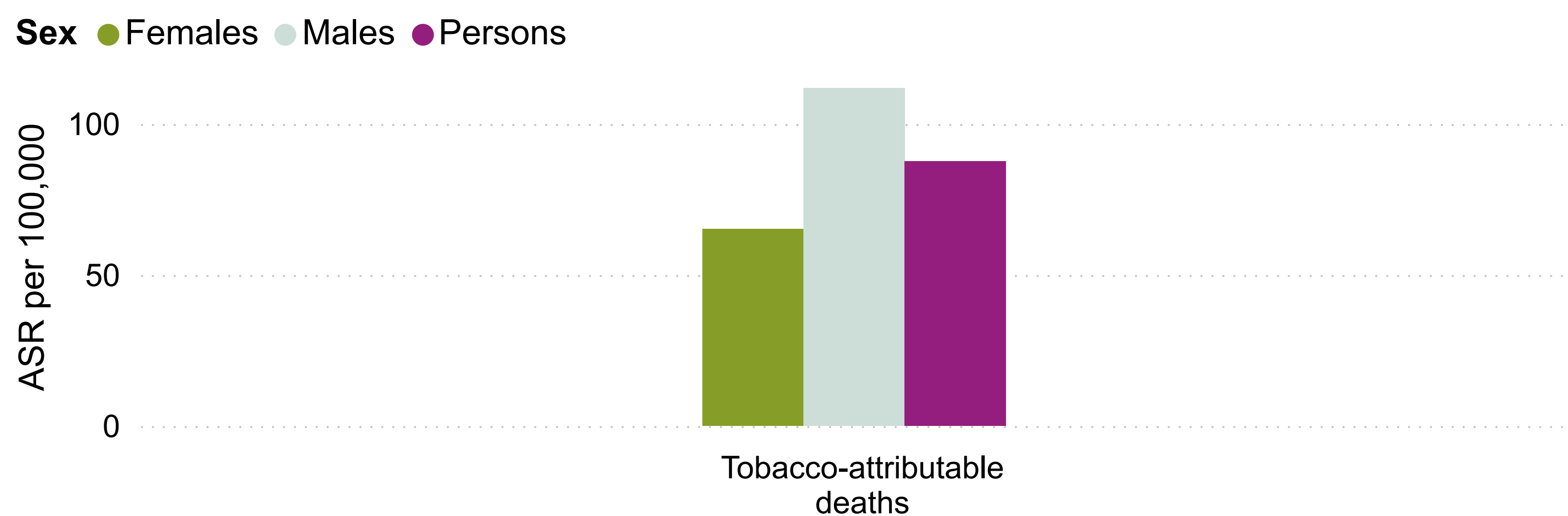


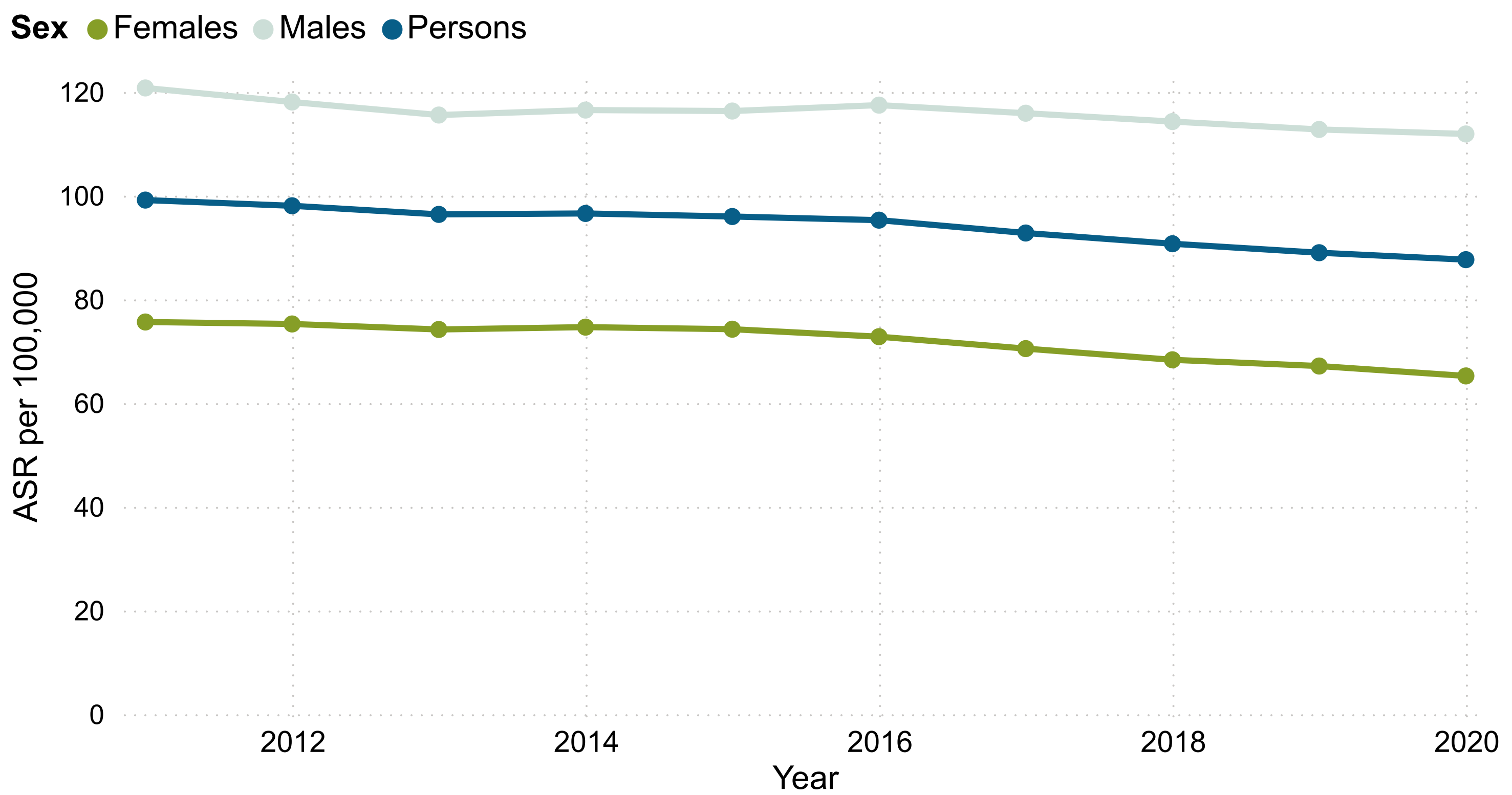
Table 7. Estimated number and age standardised rate (per 100,000) of tobacco-attributable deaths by sex, Shire of Irwin, 2020

Sex	Estimated number	ASR per 100,000	WA ASR per 100,000	Comparison to WA
Females	2.0	65.2	49.4	higher
Males	3.0	111.9	74.9	higher
Persons	5.0	87.7	61.6	higher

Source: Cause of Death Unit Record File, Australian Co-ordinating Registry, the Registries of Births, Deaths and Marriages, the Coroners, the National Coronial Information System and the Victorian Department of Justice and Community Safety

Note: The data in this report are modelled. They do not represent raw values but are smoothed estimates.

Figure 13. Age standardised rate (per 100,000) of tobacco-attributable deaths over time by sex, Shire of Irwin, 2011-2020



Source: Cause of Death Unit Record File, Australian Co-ordinating Registry, the Registries of Births, Deaths and Marriages, the Coroners, the National Coronial Information System and the Victorian Department of Justice and Community Safety

Note: The data in this report are modelled. They do not represent raw values but are smoothed estimates.

Alcohol-related harm

Alcohol use prevalence

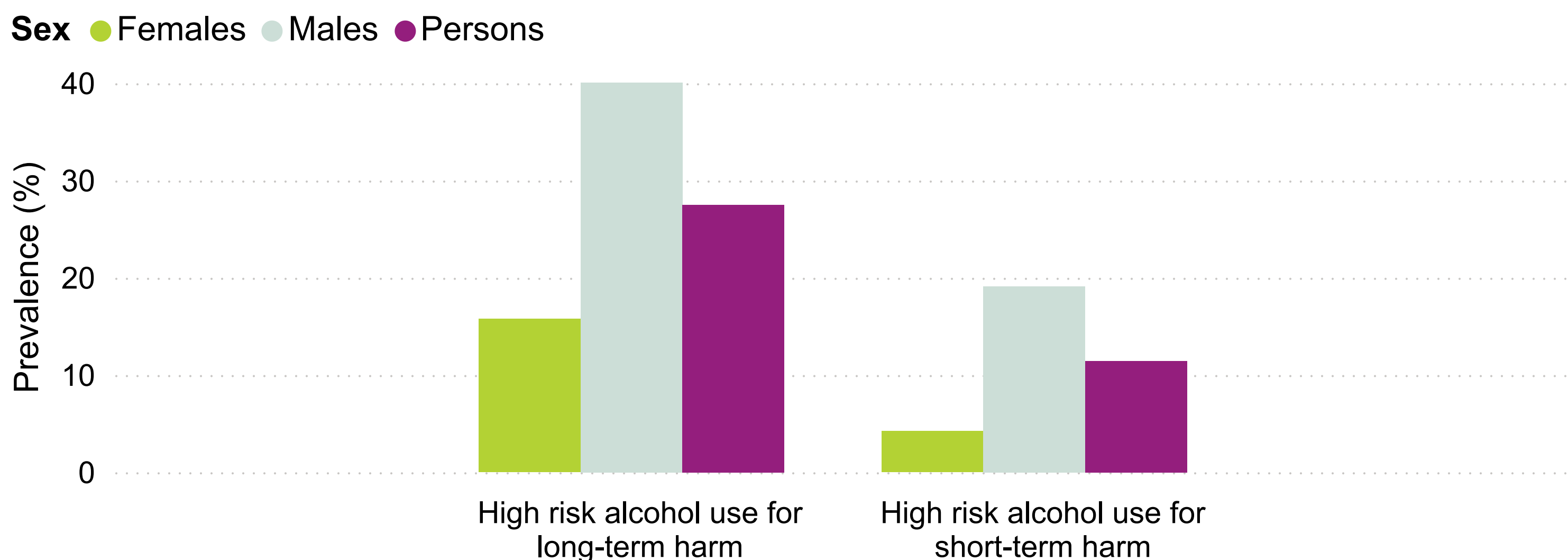
Alcohol use increases the risk of some health conditions, including coronary heart disease, stroke, high blood pressure, and liver and pancreatic disease. It also increases the risk of violence and anti-social behaviour, accidents and mental illness (AIHW, 2017).

Data for the prevalence of alcohol consumption were sourced from the HWSS. Respondents were asked about their alcohol drinking habits, including how many days a week they usually drink and how many drinks they usually have. The alcohol consumption information was then categorised into risk levels based on the NHMRC 2009 guidelines, which recommends that healthy adults aged 18 years and over should drink no more than 2 standard drinks per day to reduce the risk of long-term harm and no more than 4 standard drinks on any one day to reduce the risk of short-term harm from alcohol-related disease or injury (NHMRC, 2009). For children and young people under 18 years, the guidelines recommend not drinking alcohol as the safest option. The prevalence estimates for adults who drink at levels that increase the risk of long-term harm or short term harm includes persons 16 years and over. We do not currently report alcohol consumption using the revised NHMRC 2020 guidelines on alcohol consumption in this resource, as no data had been collected reflecting the new guidelines prior to 2022.

In 2020, the prevalence of alcohol use at levels considered to be high risk for short-term harm (4 standard drinks on any one day) in the Shire of Irwin was higher compared to the WA State average. The prevalence of alcohol use at levels considered to be high risk for long-term harm (2 standard drinks on any one day) was higher compared to the WA State average. It is estimated that 40.1% of males aged 16 years and over used alcohol at levels considered to be high risk for long-term harm and 19.1% used alcohol at levels considered to be high risk for short-term harm. In comparison, 15.8% of females aged 16 years and over used alcohol at levels considered to be high risk for long-term harm and 4.2% used alcohol at levels considered to be high risk for short-term harm.

Note that data may not be available for certain category/sex due to RSE >50%.

Figure 14. Prevalence (%) of high risk alcohol use for short-term and long-term harm by sex, 16 years and over, Shire of Irwin, 2020



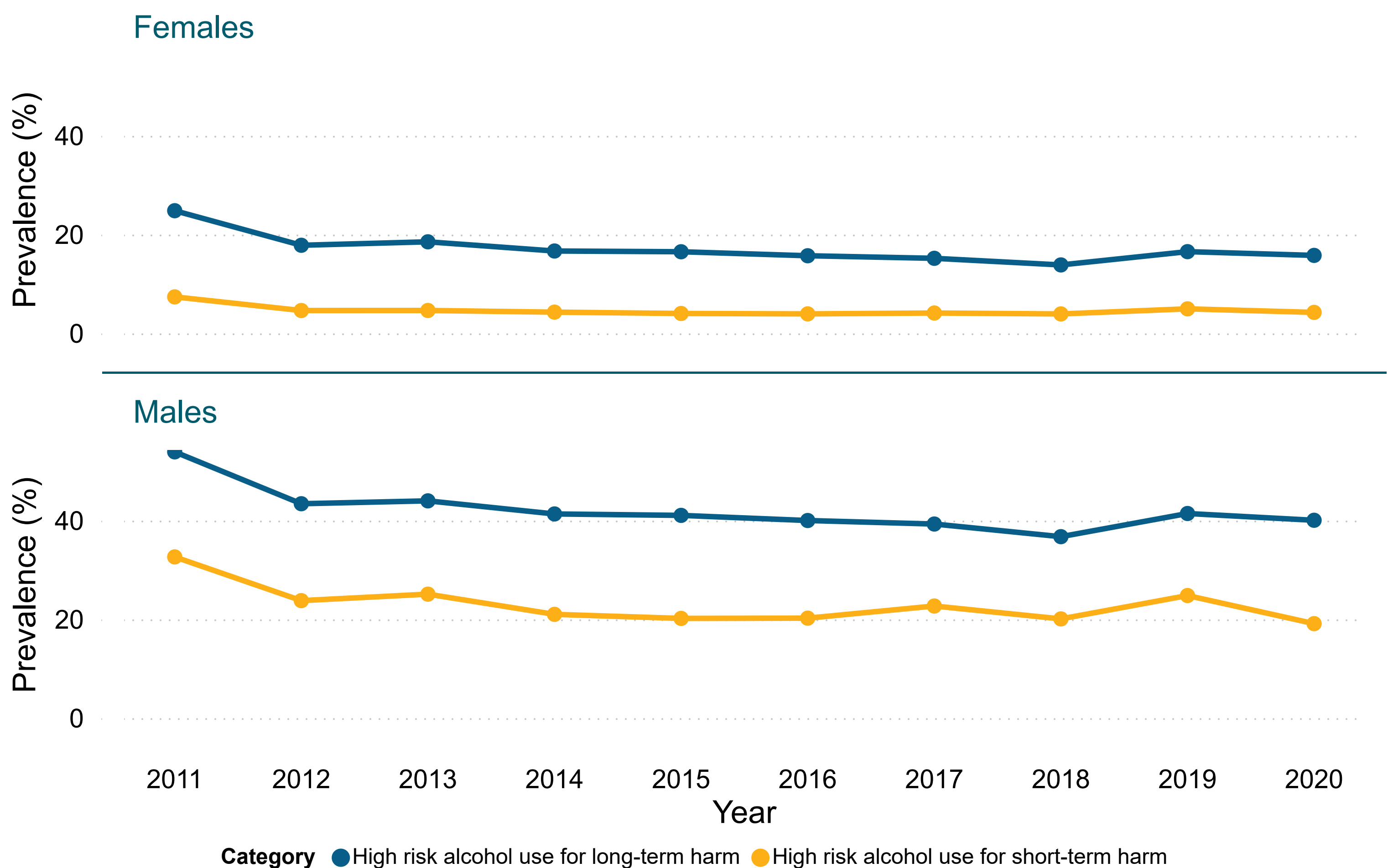
Source: WA Health and Wellbeing Surveillance System, Epidemiology Directorate, DOH WA.

Note: The data in this report are modelled. They do not represent raw values but are smoothed estimates.

Table 8. Prevalence (%) of high risk alcohol use for short-term and long-term harm by sex, 16 years and over, Shire of Irwin, 2020

Category	Prevalence (%)	Estimated number	RSE (%)	WA prevalence (%)	Comparison to WA
High risk alcohol use for long-term harm					
Females	15.8	241.0	16.1	16.4	similar
Males	40.1	573.0	10.4	32.7	higher
Persons	27.5	814.0	12.0	24.0	higher
High risk alcohol use for short-term harm					
Females	4.2	65.0	23.8	4.2	similar
Males	19.1	274.0	17.7	12.2	higher
Persons	11.5	339.0	18.3	7.9	higher

Figure 15. Prevalence (%) of high risk alcohol use for short-term and long-term harm over time by sex, Shire of Irwin, 2011-2020



Source: WA Health and Wellbeing Surveillance System, Epidemiology Directorate, DOH WA

Note: The data in this report are modelled. They do not represent raw values but are smoothed estimates.

Alcohol-attributable hospitalisations

Data for alcohol-attributable hospitalisations were sourced from the WA HMDC. Population estimates were obtained from the ABS. Hospitalisations attributable to alcohol use were estimated using alcohol AFs for WA developed by the Epidemiology Directorate, DOH WA (Van Diemen et al., 2017). An alcohol AF is the proportion of hospitalisations or deaths for a particular condition that can be attributed to alcohol use. The AFs vary by age, sex, remoteness and Aboriginal status. Hospitalisations for alcohol-attributable conditions were identified using ICD-10-AM codes for principal diagnosis and/or external causes.

In 2020, the rate of alcohol-attributable hospitalisations among Shire of Irwin was similar compared to the WA State rate. Among male residents, the rate of alcohol-attributable hospitalisations was 1073.6 per 100,000. This is similar compared to the WA State male rate. Among female residents, the rate of alcohol-attributable hospitalisations was 734.0 per 100,000. This is similar compared to the WA State female rate. Note that the data is only for those aged 15 years and over.

Figure 16. Age standardised rate (per 100,000) of alcohol-attributable hospitalisations by sex, Shire of Irwin, 2020

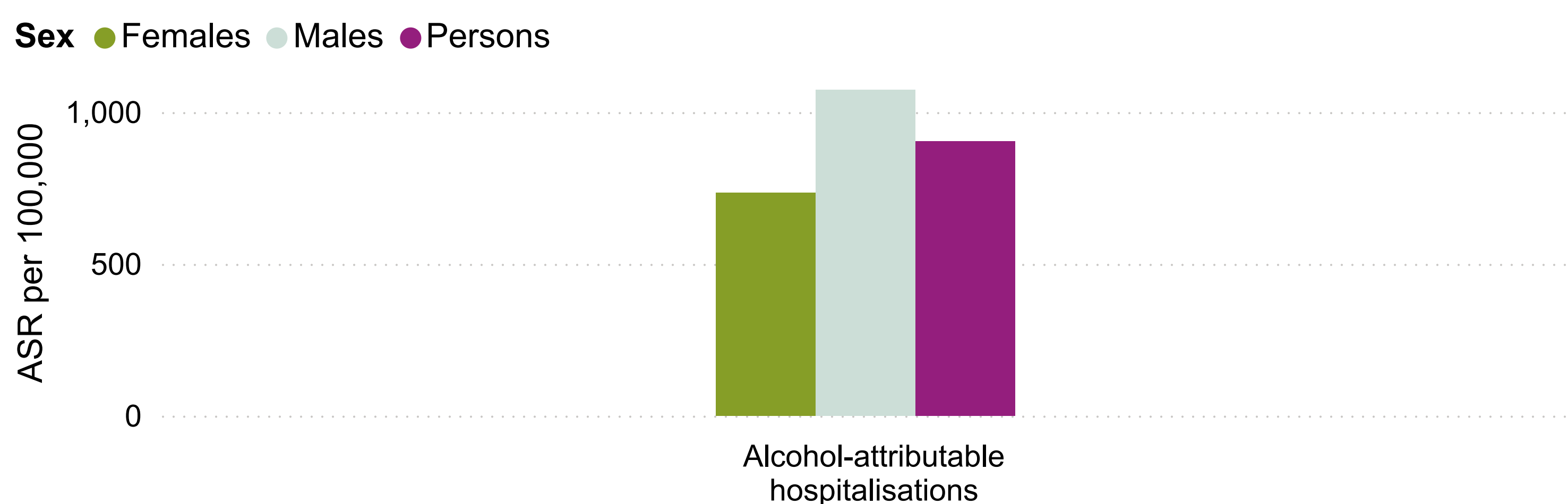


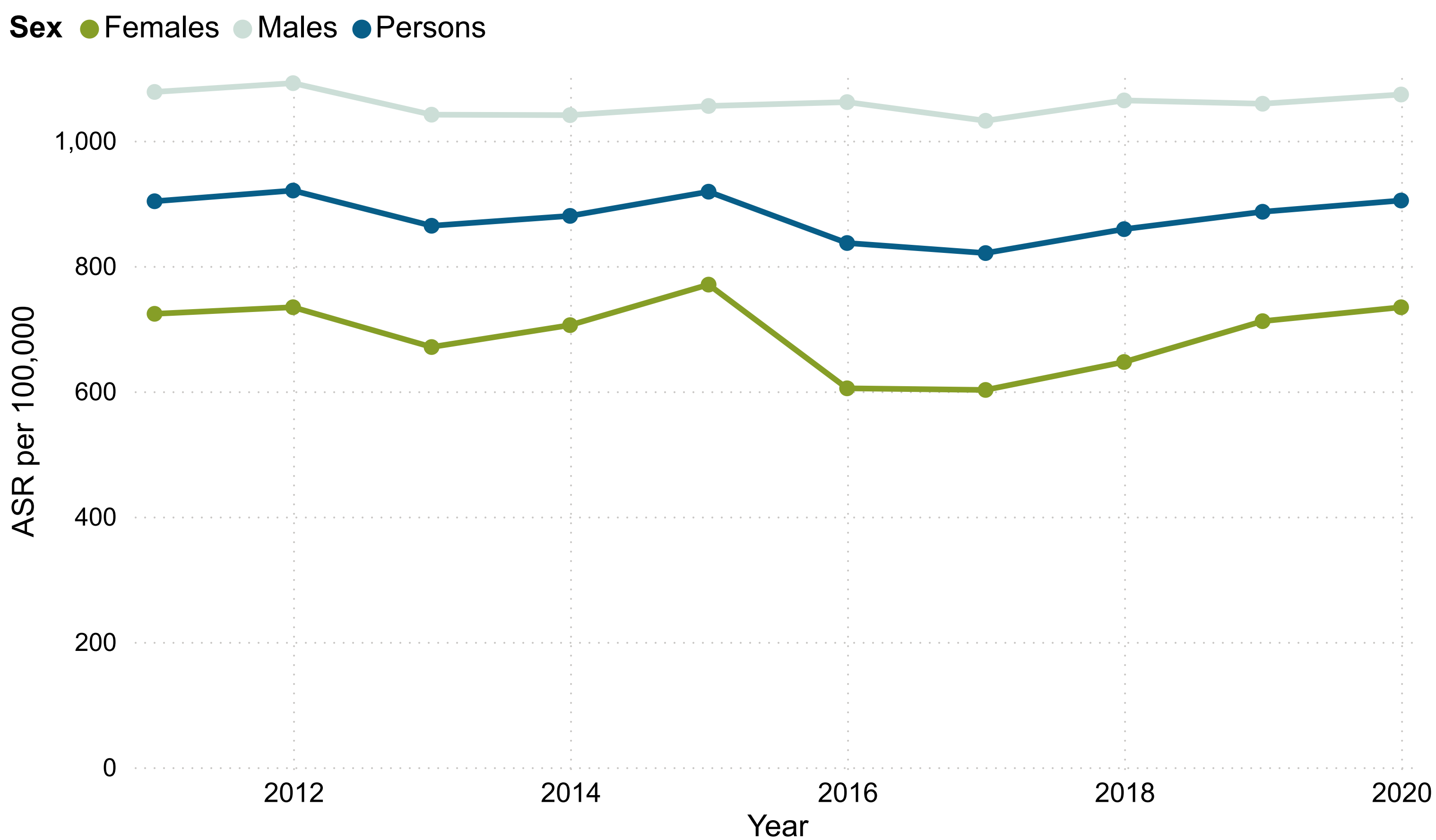
Table 9. Estimated number and age standardised rate (per 100,000) of alcohol-attributable hospitalisations by sex, Shire of Irwin, 2020

Sex	Estimated number	ASR per 100,000	WA ASR per 100,000	Comparison to WA
Females	13.0	734.0	747.4	similar
Males	18.0	1,073.6	1,144.9	similar
Persons	31.0	904.4	944.2	similar

Source: WA Hospital Morbidity Data Collection, Information and System Performance Directorate, DOH WA

Note: The data in this report are modelled. They do not represent raw values but are smoothed estimates.

Figure 17. Age standardised rate (per 100,000) of alcohol-attributable hospitalisations over time by sex, Shire of Irwin, 2011-2020



Source: WA Hospital Morbidity Data Collection, Information and System Performance Directorate, DOH WA

Note: The data in this report are modelled. They do not represent raw values but are smoothed estimates.

Alcohol-attributable deaths

Data for alcohol-attributable deaths were sourced from the COD URF. Population estimates were obtained from the ABS. Deaths attributable to alcohol use were estimated using alcohol AFs for WA developed by the Epidemiology Directorate, DOH WA (Van Diemen et al., 2017). An alcohol AF is the proportion of hospitalisations or deaths for a particular condition that can be attributed to alcohol use. The AFs vary by age, sex, remoteness and Aboriginal status. Deaths due to alcohol-attributable conditions were identified using ICD-10 codes for underlying cause of death.

In 2020, the rate of alcohol-attributable deaths among Shire of Irwin residents was higher compared to the WA State rate. Among male residents, the rate of alcohol-attributable deaths was 68.8 per 100,000. This is higher compared to the WA State male rate. Among female residents, the rate of alcohol-attributable deaths was 37.5 per 100,000. This is higher compared to the WA State female rate. Note that the data is only for those aged 15 years and over.

Figure 18. Age standardised rate (per 100,000) of alcohol-attributable deaths by sex, Shire of Irwin, 2020

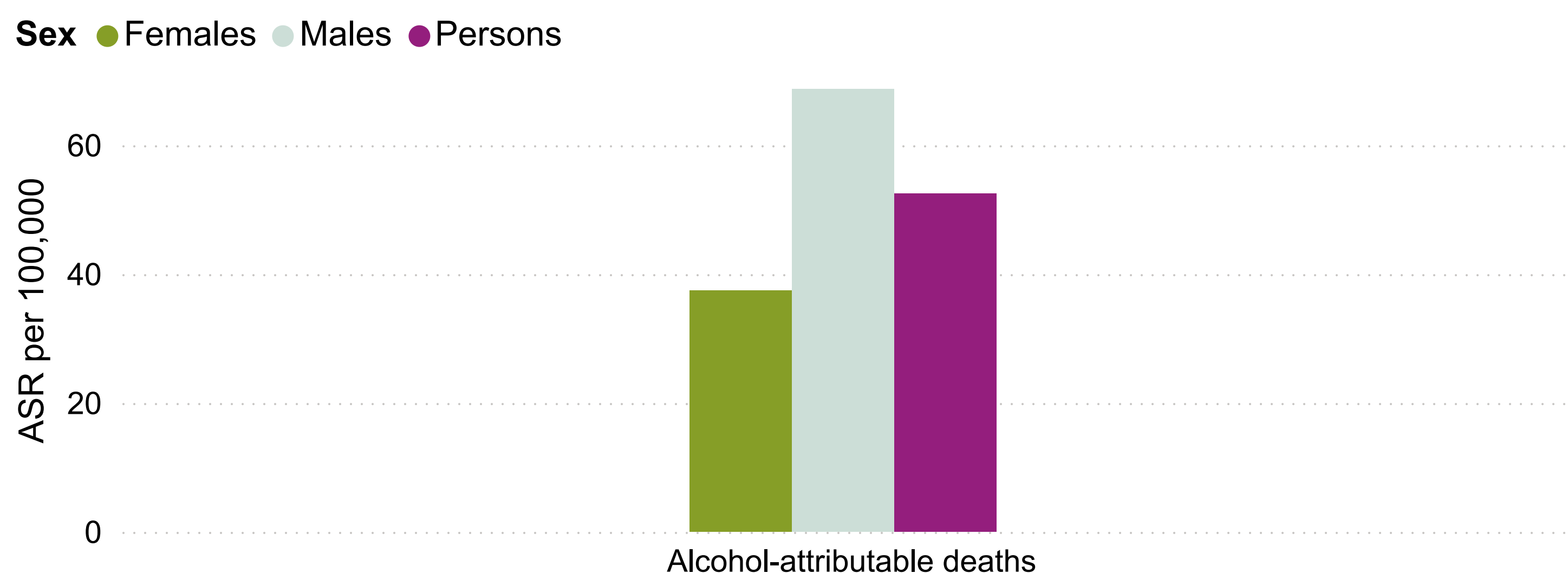


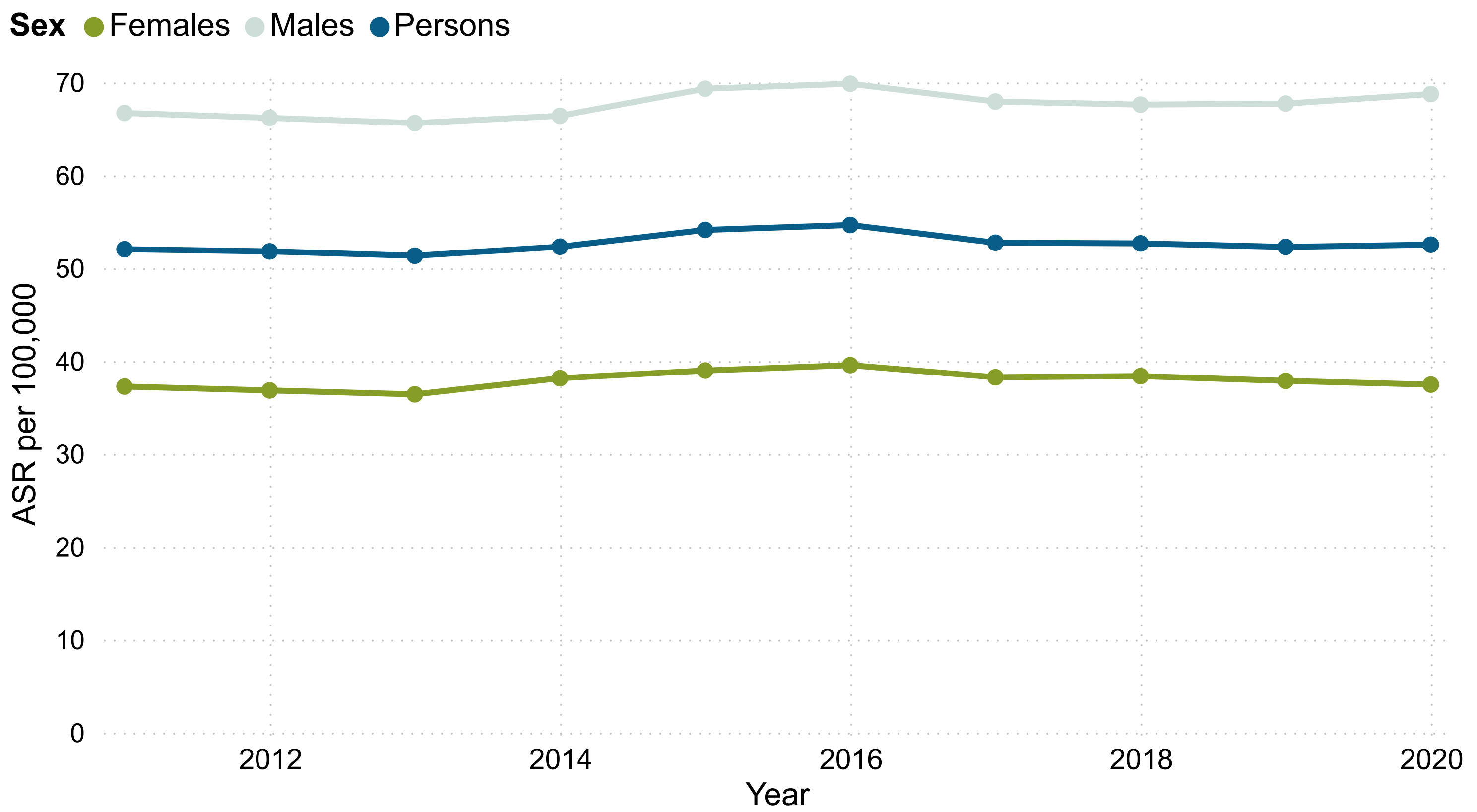
Table 10. Age standardised rate (per 100,000) of alcohol-attributable deaths by sex, Shire of Irwin, 2020

Sex	Estimated number	ASR per 100,000	WA ASR per 100,000	Comparison to WA
Females	1.0	37.5	18.0	higher
Males	1.0	68.8	50.3	higher
Persons	2.0	52.5	33.7	higher

Source: Cause of Death Unit Record File, Australian Co-ordinating Registry, the Registries of Births, Deaths and Marriages, the Coroners, the National Coronial Information System and the Victorian Department of Justice and Community Safety

Note: The data in this report are modelled. They do not represent raw values but are smoothed estimates.

Figure 19. Age standardised rate (per 100,000) of alcohol-attributable deaths over time by sex, Shire of Irwin, 2011-2020



Source: Cause of Death Unit Record File, Australian Co-ordinating Registry, the Registries of Births, Deaths and Marriages, the Coroners, the National Coronial Information System and the Victorian Department of Justice and Community Safety

Note: The data in this report are modelled. They do not represent raw values but are smoothed estimates.

Illicit drug-related harm

Illicit drug-attributable hospitalisations

Data for illicit drug-attributable hospitalisations were sourced from the WA HMDC. Population estimates were obtained from the ABS. Hospitalisations attributable to illicit drug use were estimated using illicit drug AFs for Australia developed by the Australian Institute of Health and Welfare (AIHW) (Ridolfo and Stevenson, 2001). An illicit drug AF is the proportion of hospitalisations or deaths for a particular condition that can be attributed to illicit drug use. The AFs vary by age and sex. Hospitalisations for illicit drug-attributable conditions were identified using ICD-10-AM codes for principal diagnosis and/or external causes. Ten drug groups contribute to the illicit drugs-attributable conditions and include opioids, sedatives (sedatives and barbiturates and benzodiazepines), anti-depressants, psychostimulants and cocaine, hallucinogens, cannabis, volatile substances, analgesics/antipyretics/antirheumatics, combination/unspecified drugs and other adverse effects of drugs.

In 2020, the rate of illicit drug-attributable hospitalisations among Shire of Irwin residents was lower compared to the WA State average. Among male residents, the rate of illicit drug-attributable hospitalisations was 194.1 per 100,000. This is lower compared to the WA State male rate. Among female residents, the rate of illicit drug-attributable hospitalisations was 209.3 per 100,000. This is lower compared to the WA State female rate. Note that the data is only for people aged 15 years and over.

Figure 20. Age standardised rate (per 100,000) of illicit drug-attributable hospitalisations by sex, Shire of Irwin, 2020

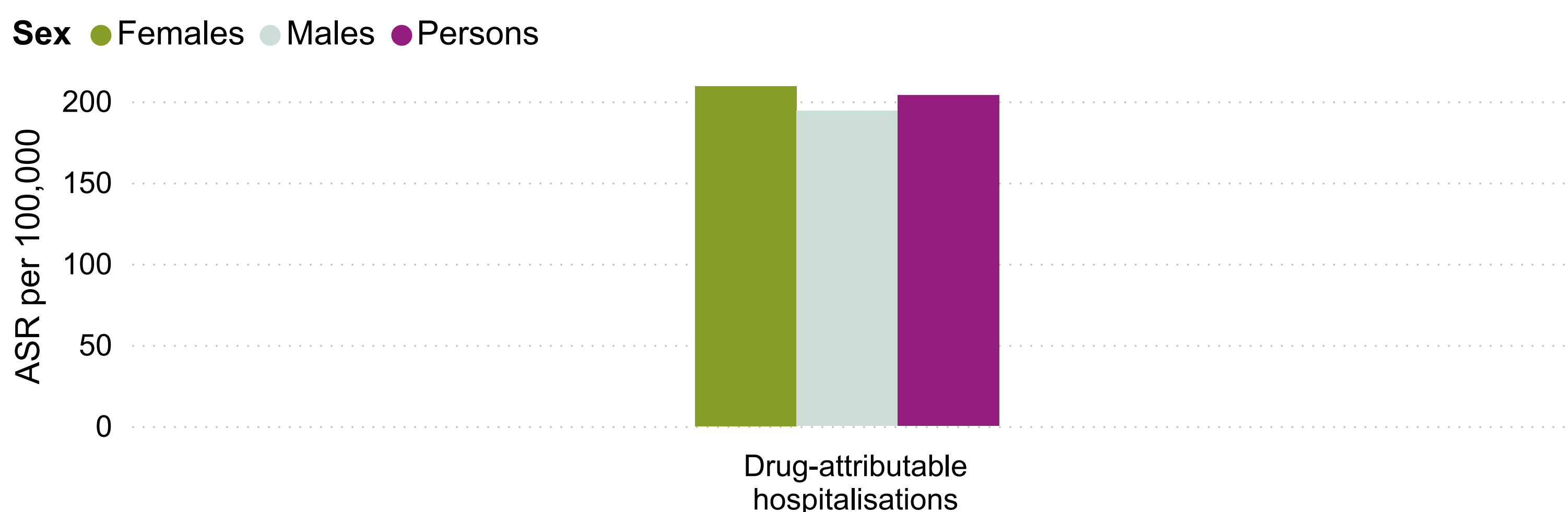


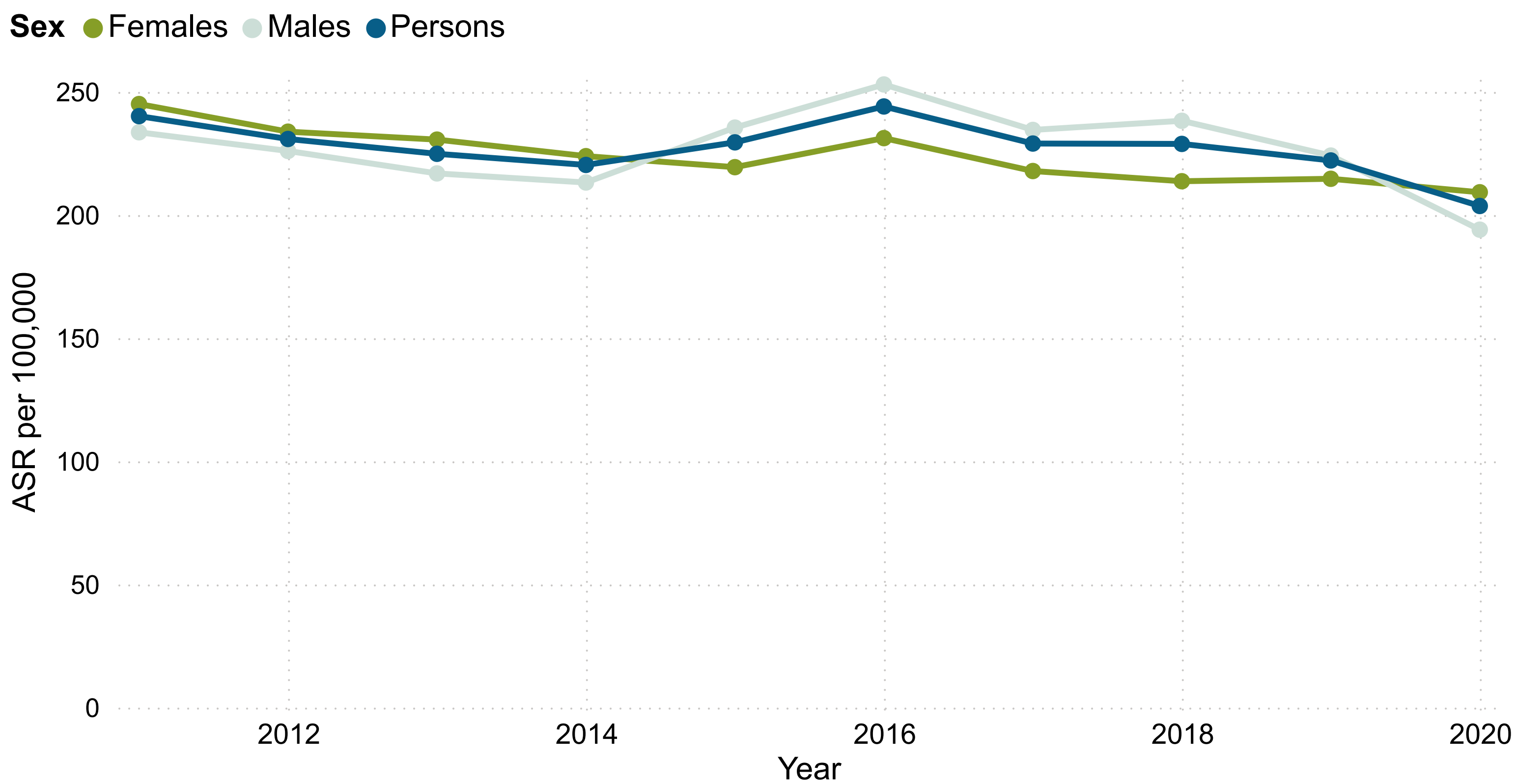
Table 11. Estimated number and age standardised rate (per 100,000) of illicit drug-attributable hospitalisations by sex, Shire of Irwin, 2020

Sex	Estimated number	ASR per 100,000	WA ASR per 100,000	Comparison to WA
▲ Females	3.0	209.3	282.0	lower
Males	3.0	194.1	252.2	lower
Persons	6.0	203.7	266.7	lower

Source: WA Hospital Morbidity Data Collection, Information and System Performance Directorate, DOH WA

Note: The data in this report are modelled. They do not represent raw values but are smoothed estimates.

Figure 21. Age standardised rate (per 100,000) of illicit drug-attributable hospitalisations over time by sex, Shire of Irwin, 2011-2020



Source: WA Hospital Morbidity Data Collection, Information and System Performance Directorate, DOH WA

Note: The data in this report are modelled. They do not represent raw values but are smoothed estimates.

Illicit drug-attributable deaths

Data for illicit drug-attributable deaths were sourced from the COD URF. Population estimates were obtained from the ABS. Deaths attributable to illicit drug use were estimated using illicit drug AFs for Australia developed by the AIHW (Ridolfo and Stevenson, 2001). An illicit drug AF is the proportion of hospitalisations or deaths for a particular condition that can be attributed to illicit drug use. The AFs vary by age and sex. Deaths due to illicit drug-attributable conditions were identified using ICD-10 codes for underlying cause of death and/or multiple cause of death. Ten drug groups contribute to the illicit drugs-attributable conditions and include opioids, sedatives (sedatives and barbiturates and benzodiazepines), anti-depressants, psychostimulants and cocaine, hallucinogens, cannabis, volatile substances, analgesics/antipyretics/antirheumatics, combination/unspecified drugs and other adverse effects of drugs.

In 2020, the rate of illicit drug-attributable deaths among Shire of Irwin residents was higher compared to the WA State average. Among male residents, the rate of illicit drug-attributable deaths was 0.2 per 100,000. This is lower compared to the WA State male rate. Among female residents, the rate of illicit drug-attributable deaths was 30.9 per 100,000. This is higher compared to the WA State female rate. Note that the data is only for those aged 15 years and over.

Figure 22. Age standardised rate (per 100,000) of illicit drug-attributable deaths by sex, Shire of Irwin, 2020

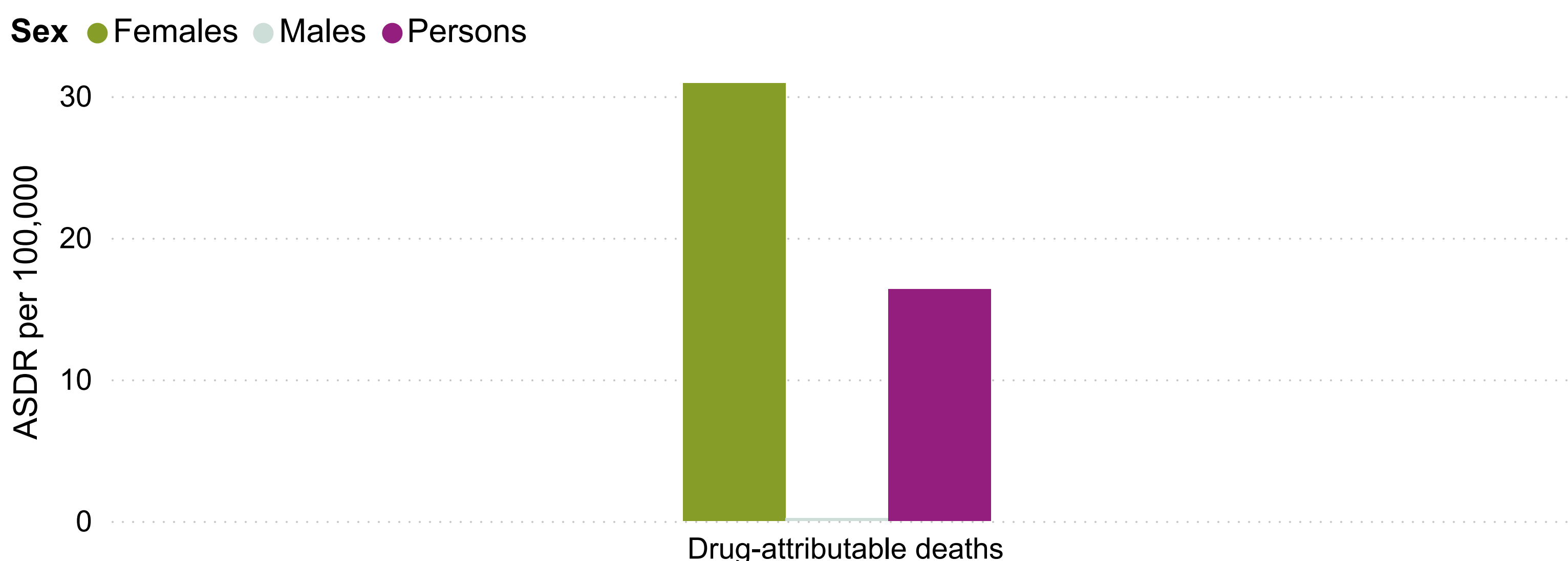


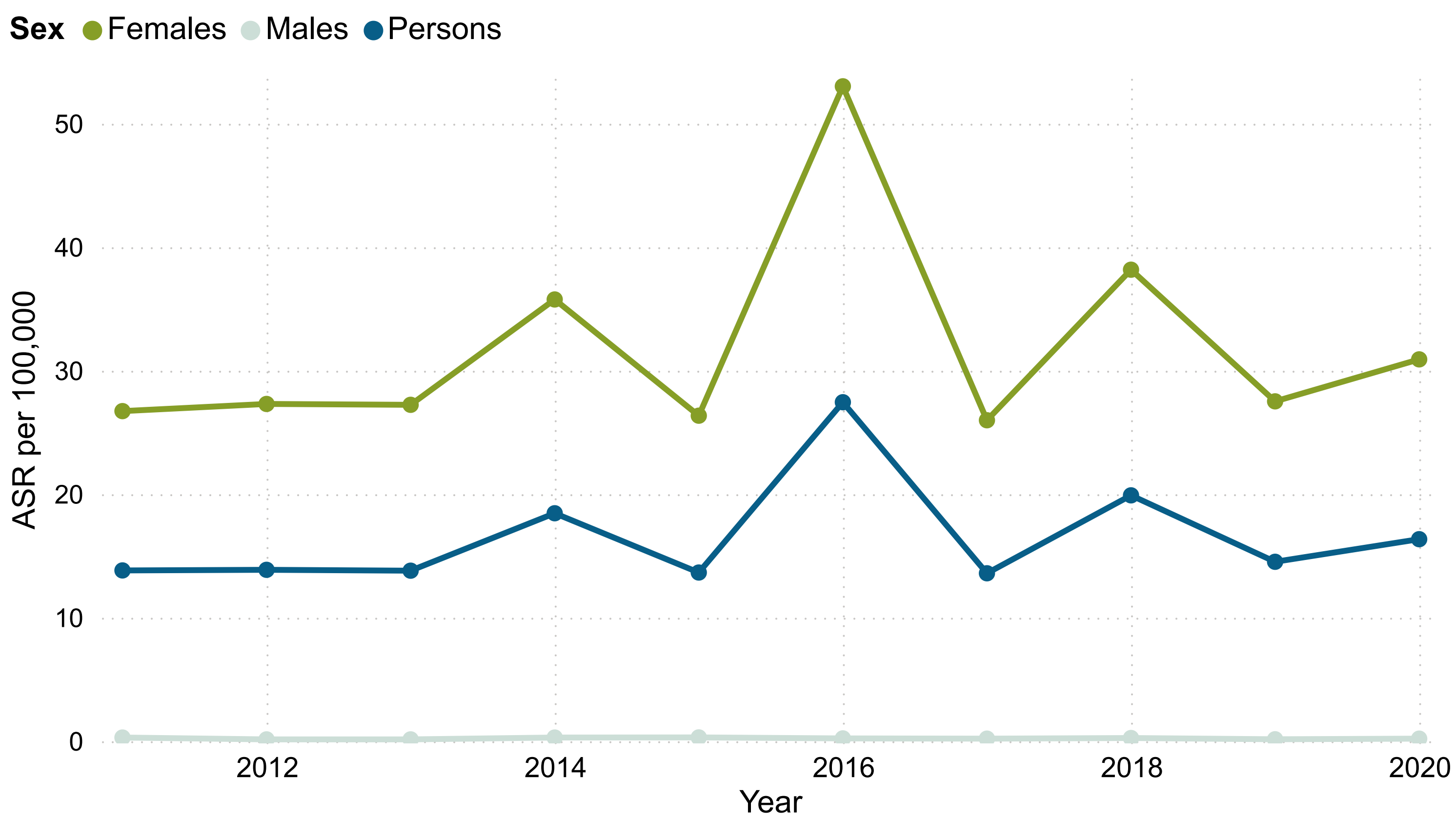
Table 12. Estimated number and age standardised rate (per 100,000) of illicit drug-attributable deaths by sex, Shire of Irwin, 2020

Sex	Estimated number	ASR per 100,000	WA ASR per 100,000	Comparison to WA
Females	0.0	30.9	7.3	higher
Males	0.0	0.2	15.9	lower
Persons	0.0	16.4	11.6	higher

Source: Cause of Death Unit Record File, Australian Co-ordinating Registry, the Registries of Births, Deaths and Marriages, the Coroners, the National Coronial Information System and the Victorian Department of Justice and Community Safety

Note: The data in this report are modelled. They do not represent raw values but are smoothed estimates.

Figure 23. Age standardised rate (per 100,000) of illicit drug-attributable deaths over time by sex, Shire of Irwin, 2011-2020



Source: Cause of Death Unit Record File, Australian Co-ordinating Registry, the Registries of Births, Deaths and Marriages, the Coroners, the National Coronial Information System and the Victorian Department of Justice and Community Safety
Note: The data in this report are modelled. They do not represent raw values but are smoothed estimates.

Mental Health

Mental health conditions

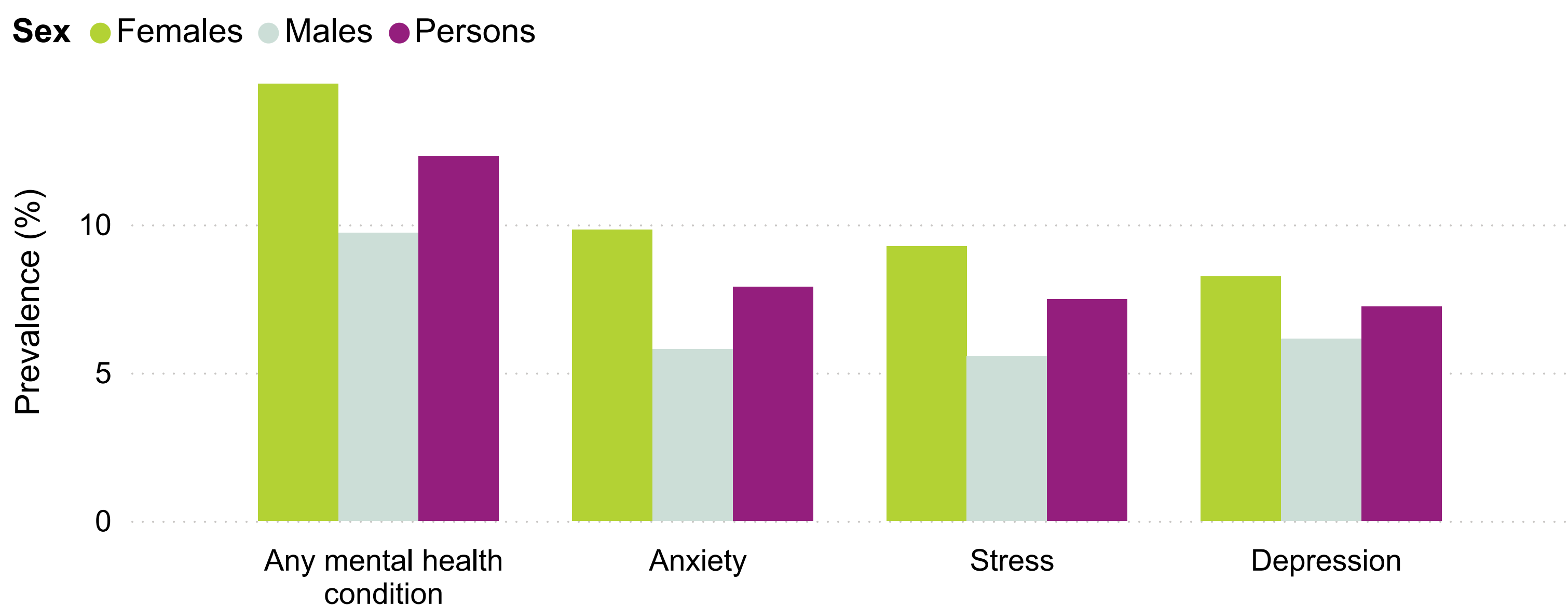
People with a mental health condition are at an increased risk of experiencing other disorders including physical disorders and diabetes (AIHW 2017).

Data for the prevalence of mental health conditions were sourced from the HWSS. Respondents were asked if a doctor had told them they have a mental health condition in the past 12 months, including anxiety, depression, stress related condition, or other mental health condition. For each condition, respondents were categorised into two groups, those who had been told by a doctor they had a mental health condition and those who had not. Respondents were also categorised into those who had any mental health condition diagnosed in the past 12 months. The prevalence estimates for adults who had a doctor tell them they had a mental health condition includes persons 16 years and over.

In 2020, Shire of Irwin residents had a lower prevalence of anxiety, a similar prevalence of depression, a lower prevalence of stress, and a lower prevalence of any mental health condition when compared to the WA State prevalence.

A detailed breakdown by sex for each mental health condition can be found in the Table 13.

Figure 24. Prevalence (%) of mental health conditions by sex, 16 years and over, Shire of Irwin, 2020



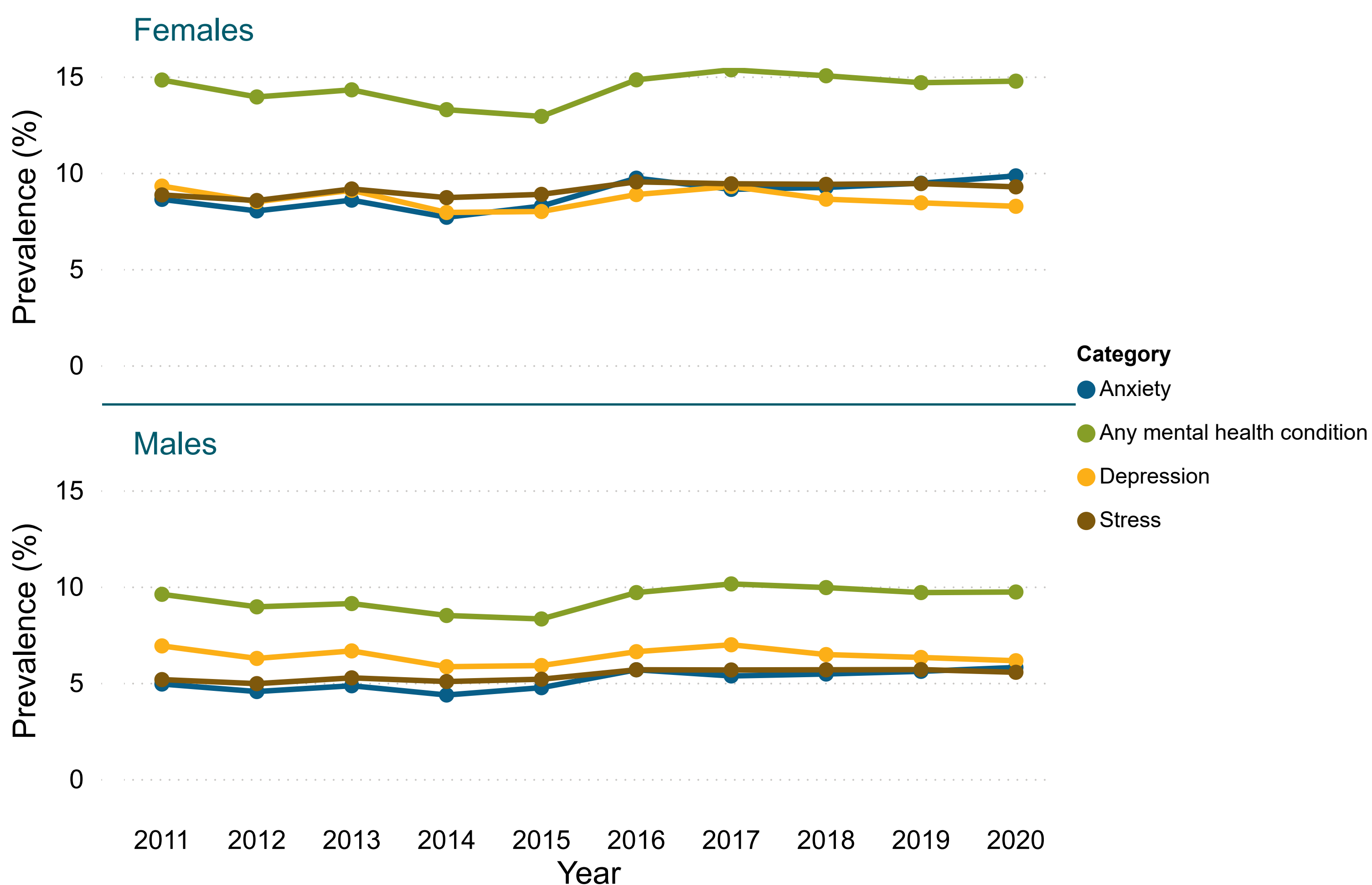
Source: WA Health and Wellbeing Surveillance System, Epidemiology Directorate, DOH WA

Note: The data in this report are modelled. They do not represent raw values but are smoothed estimates.

Table 13. Prevalence (%) of mental health conditions by sex, 16 years and over, Shire of Irwin, 2020

Category	Prevalence (%)	Estimated number	RSE (%)	WA prevalence (%)	Compared to WA
Anxiety					
Females	9.8	150.0	15.6	11.2	lower
Males	5.8	83.0	16.5	7.2	lower
Persons	7.9	233.0	15.8	9.3	lower
Any mental health condition					
Females	14.8	226.0	13.8	18.7	lower
Males	9.7	139.0	14.7	11.9	lower
Persons	12.3	365.0	14.1	15.5	lower
Depression					
Females	8.3	126.0	15.8	9.2	similar
Males	6.1	88.0	16.3	7.1	lower
Persons	7.2	214.0	15.9	8.2	similar
Stress					
Females	9.3	142.0	16.0	11.3	lower
Males	5.5	79.0	16.8	7.4	lower
Persons	7.5	221.0	16.1	9.5	lower

Figure 25. Prevalence (%) of mental health conditions over time by sex, 16 years and over, Shire of Irwin, 2011-2020



Source: WA Health and Wellbeing Surveillance System, Epidemiology Directorate, DOH WA

Note: The data in this report are modelled. They do not represent raw values but are smoothed estimates.

Psychological distress

Data for the prevalence of psychological distress were sourced from the HWSS. The prevalence of psychological distress was determined using the Kessler Psychological Distress Scale-10 (K10), a 10-item questionnaire that measures psychological distress by asking respondents about levels of anxiety and depressive symptoms experienced in the past four weeks. Each item on the K10 is scored and then summed, resulting in a range of possible scores from 10 to 50, which are then categorised into low, moderate, high and very high levels of psychological distress (Andrews and Slade, 2001). Respondents were then categorised into two groups, those with high and very high psychological distress and those with low and moderate psychological distress. The prevalence estimates for adults with high or very high psychological distress is presented in this report and includes persons 16 years and over.

In 2020, Shire of Irwin residents had a similar prevalence of high or very high psychological distress when compared to the WA State prevalence. It is estimated that 6.8% of males and 8.3% of females aged 16 years and over had high or very high psychological distress.

Figure 26. Prevalence (%) of high or very high psychological distress by sex, 16 years and over, Shire of Irwin, 2020

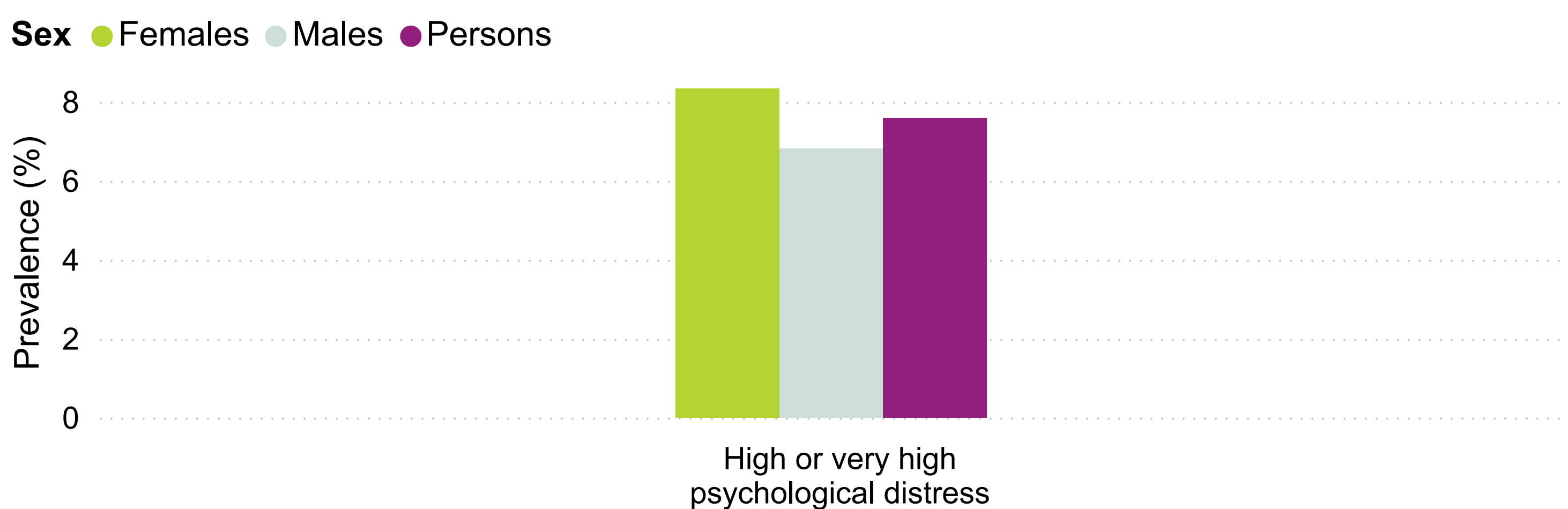


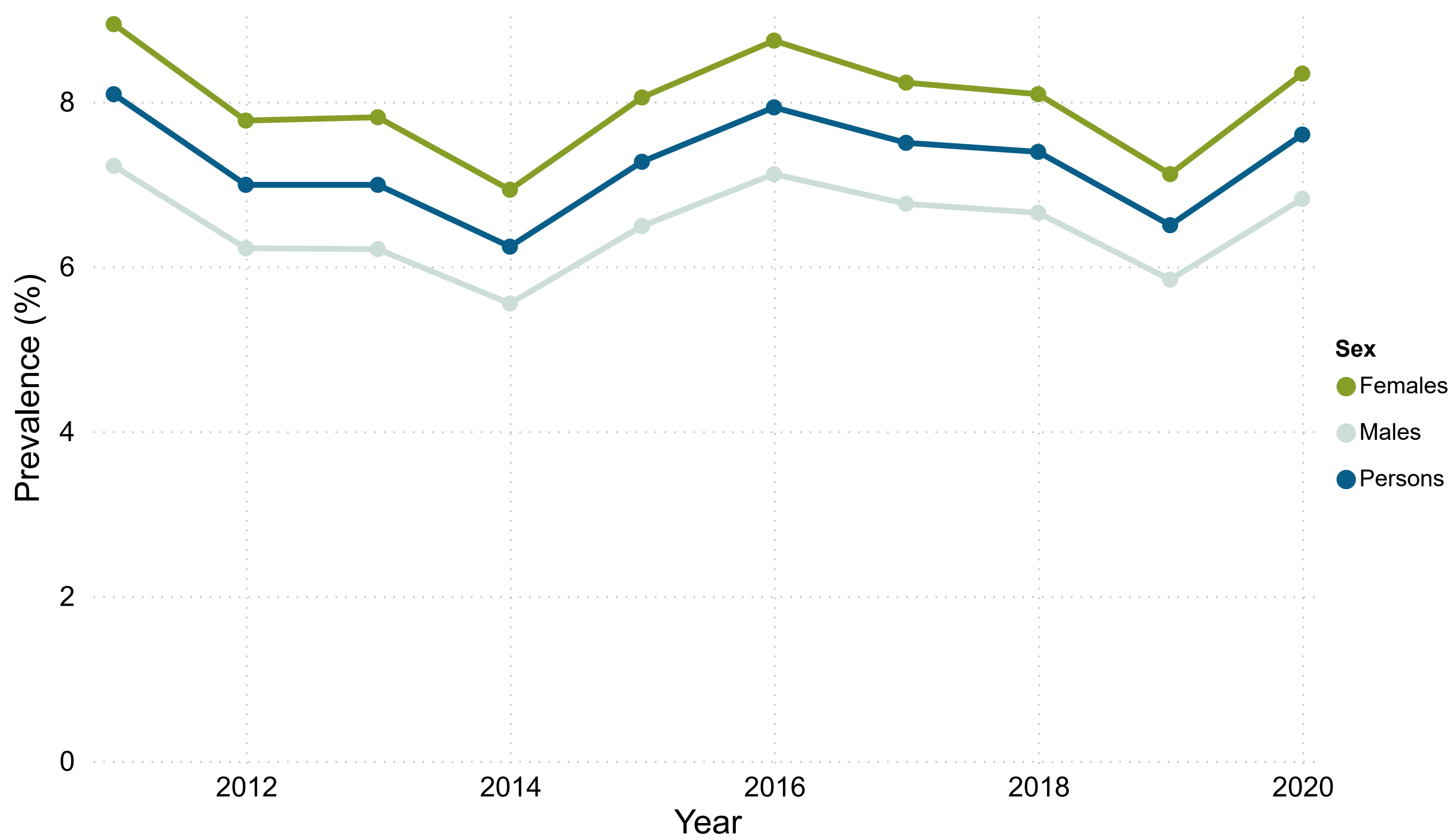
Table 14. Prevalence (%) of high or very high psychological distress by sex, 16 years and over, Shire of Irwin, 2020

Category	Prevalence (%)	Estimated number	RSE (%)	WA prevalence (%)	Compared to WA
High or very high psychological distress					
Females	8.3	128.0	17.0	10.2	lower
Males	6.8	98.0	17.3	6.9	similar
Persons	7.6	225.0	17.1	8.6	similar

Source: WA Health and Wellbeing Surveillance System, Epidemiology Directorate, DOH WA

Note: The data in this report are modelled. They do not represent raw values but are smoothed estimates.

Figure 27. Prevalence (%) of high or very high psychological distress over time by sex, 16 years and over, Shire of Irwin, 2011-2020



Source: WA Health and Wellbeing Surveillance System, Epidemiology Directorate, DOH WA

Note: The data in this report are modelled. They do not represent raw values but are smoothed estimates.

Injury

Injury-related hospitalisations

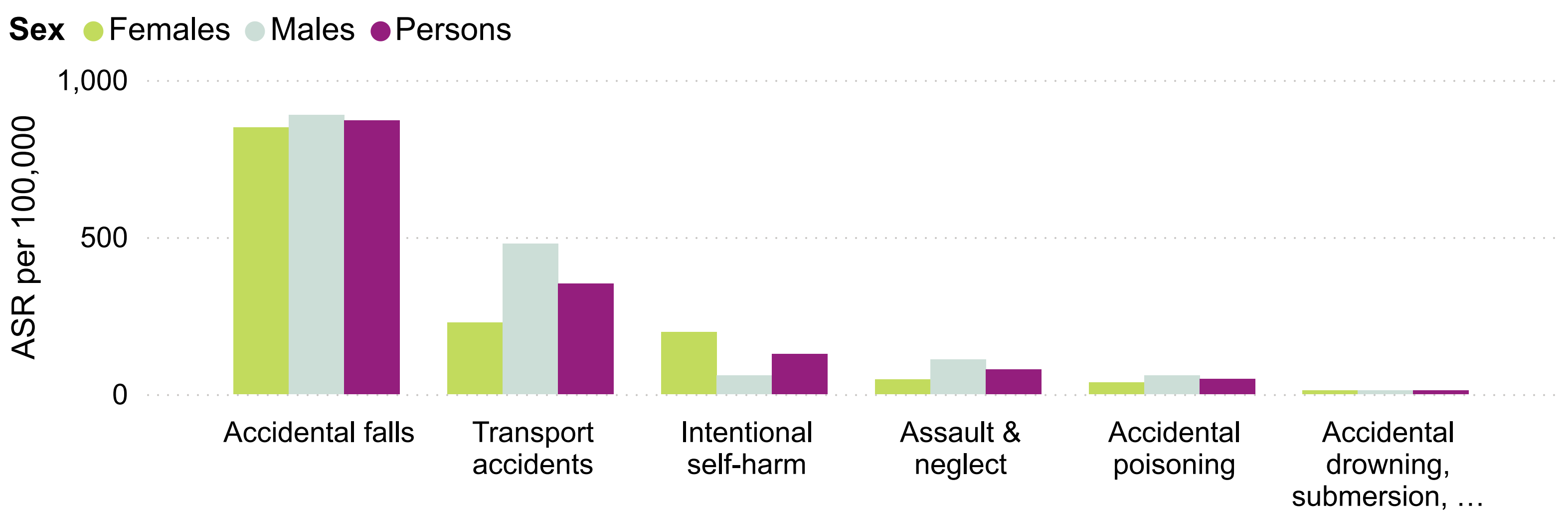
Data for injury-related hospitalisations were sourced from the WA HMDC. Population estimates were obtained from the ABS. Injury-related hospitalisations were identified using ICD-10-AM codes for external causes of injury (see Table 15). These external causes are the circumstances of injury, or the activity being undertaken when the injury occurred. There are a total of 15 major injury causes, however, only the six causes considered to be amenable to prevention by local governments are presented in this report (see Table 15).

Table 15. ICD-10-AM codes for selected external causes of injury

Selected external cause of injury/external cause of death	ICD-10-AM codes for cause of injury
Assault and neglect	X85-X99; Y00-Y09
Intentional self-harm	X60-X84
Accidental poisoning	X20-X29; X40-X49
Accidental drowning, submersion, threats to breathing	W65-W84
Falls	W00-W19
Transport accidents	V00-V99

In 2020, accidental falls was the leading cause of injury-related hospitalisations in Shire of Irwin. Detailed estimated numbers and rates by sex for each injury cause can be found in Table 16. Note that the data is for people of all ages.

Figure 28. Age standardised rate (per 100,000) of injury-related hospitalisations by selected injury cause and sex, Shire of Irwin, 2020



Source: WA Hospital Morbidity Data Collection, Information and System Performance Directorate, DOH WA

Note: The data in this report are modelled. They do not represent raw values but are smoothed estimates.

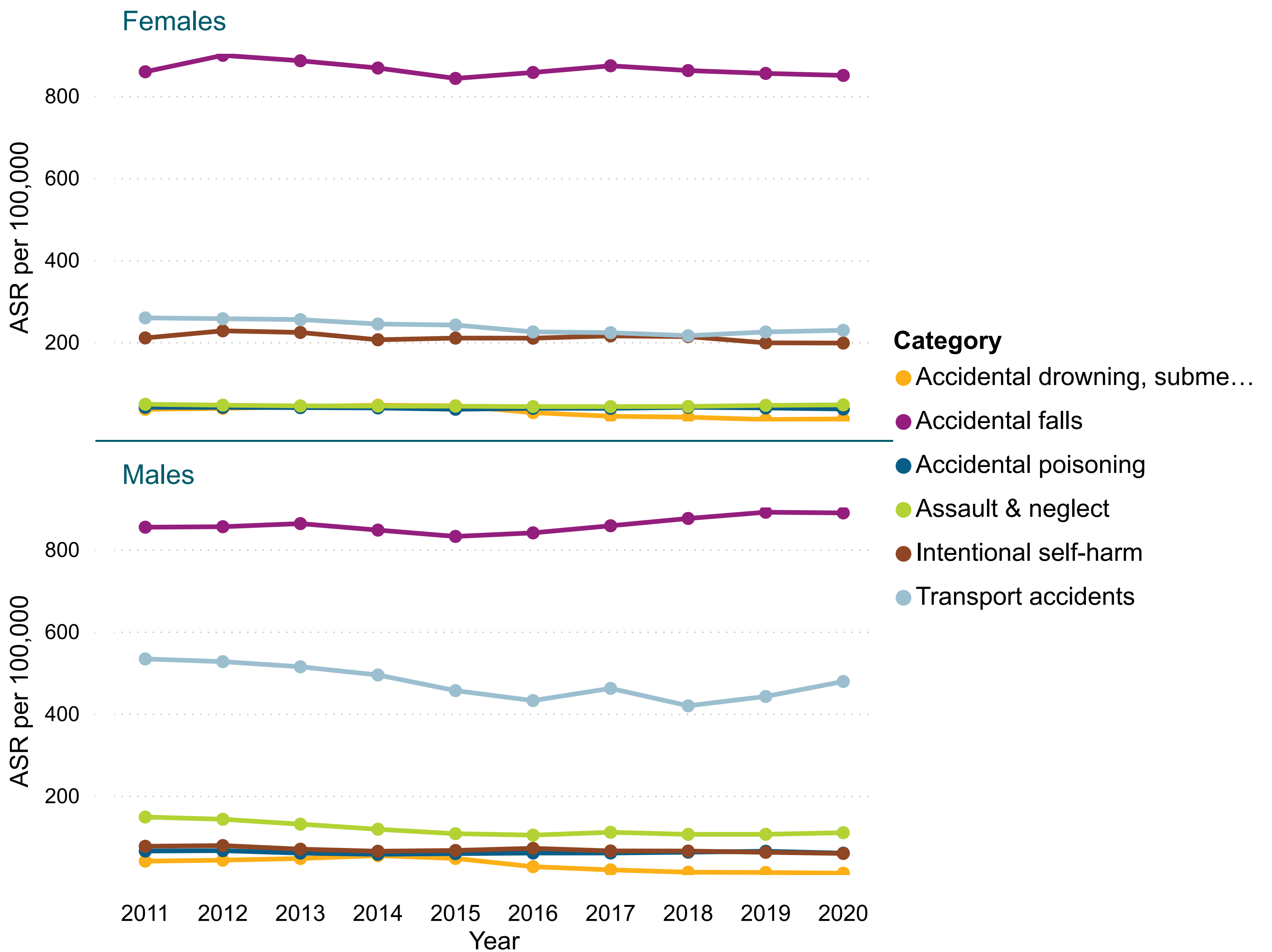
Table 16. Estimated number and age standardised rate (per 100,000) of injury-related hospitalisations by selected injury cause and sex, Shire of Irwin, 2020

Category	Estimated number	ASR per 100,000	WA ASR per 100,000	Comparison to WA ▲
☐ Transport accidents				
Females	4.0	228.6	174.0	higher
Males	8.0	478.3	386.1	higher
Persons	12.0	352.2	280.4	higher
☐ Accidental drowning, submersion, threats to breathing				
Females	0.0	12.7	19.0	lower
Males	0.0	11.2	27.1	lower
Persons	1.0	12.2	23.0	lower
☐ Accidental falls				
Females	29.0	849.6	1,164.3	lower
Males	24.0	889.0	1,021.6	lower
Persons	53.0	871.3	1,099.2	lower
☐ Accidental poisoning				
Females	1.0	36.8	55.3	lower
Persons	2.0	48.2	62.5	lower
Males	1.0	60.0	69.8	similar
☐ Assault & neglect				
Females	1.0	47.0	135.3	lower
Males	2.0	109.9	164.9	lower
Persons	2.0	79.1	150.1	lower
☐ Intentional self-harm				
Males	1.0	59.3	105.6	lower
Persons	4.0	127.6	162.6	lower
Females	3.0	197.5	221.6	similar

Source: WA Hospital Morbidity Data Collection, Information and System Performance Directorate, DOH WA

Note: The data in this report are modelled. They do not represent raw values but are smoothed estimates.

Figure 29. Age standardised rate (per 100,000) of injury-related hospitalisations over time by sex, Shire of Irwin, 2011-2020



Source: WA Hospital Morbidity Data Collection, Information and System Performance Directorate, DOH WA
 Note: The data in this report are modelled. They do not represent raw values but are smoothed estimates.

Injury-related deaths

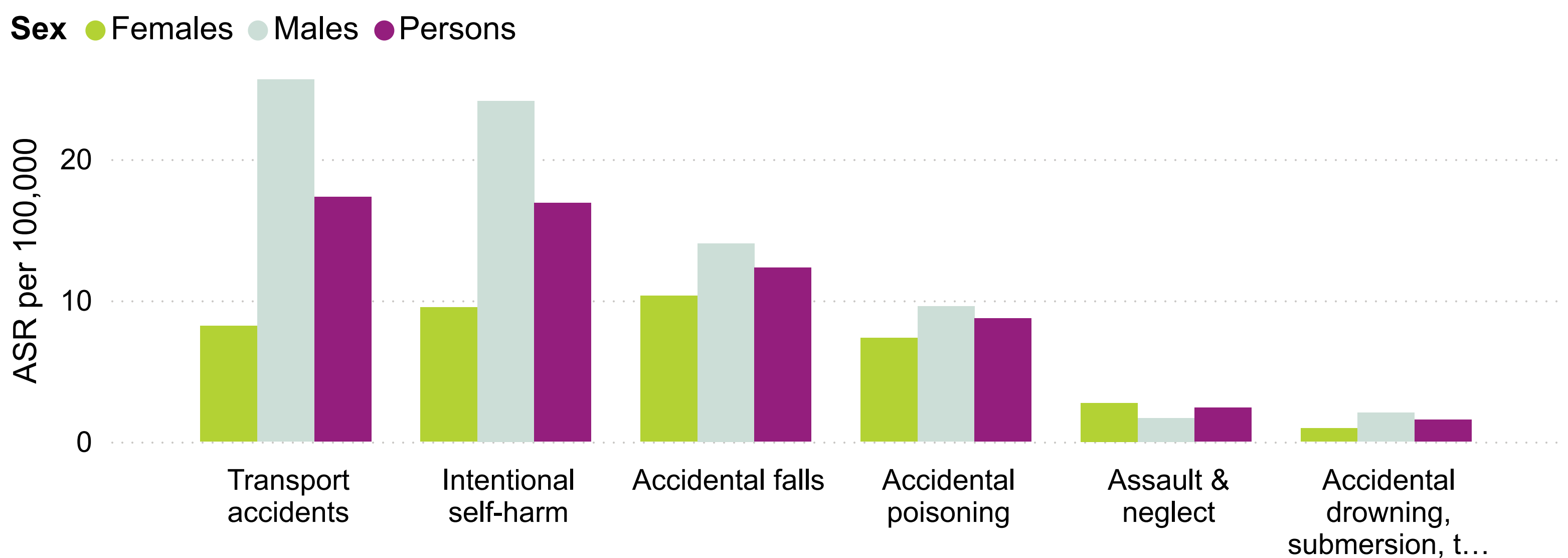
Data for injury-related deaths were sourced from the COD URF. Population estimates were obtained from the ABS. Injury-related deaths were identified using ICD-10 codes for underlying cause of death (see Table 17). These external causes are the circumstances of injury, or the activity being undertaken when the injury occurred. There are a total of 15 major injury causes, however, only the six causes considered to be amenable to prevention by local governments are presented in this report (see Table 17).

Table 17. ICD-10 codes for selected external causes of death

Selected external cause of injury/external cause of death	ICD-10 codes for cause of death
Transport accidents	V00-V99, Y85
Falls	W00-W19
Accidental drowning, submersion, threats to breathing	W65-W84
Accidental poisoning	X40-X49
Intentional self-harm	X60-X84, Y87.0
Assault and neglect	X85-Y09, Y35-Y36, Y87.1

In 2020, transport accidents was the leading cause of injury-related deaths in Shire of Irwin. Detailed estimated numbers and rates by sex for each injury cause in the Shire of Irwin can be found in Table 18. Note that the data is for people of all ages.

Figure 30. Age standardised rate (per 100,000) of injury-related deaths by selected injury cause and sex, Shire of Irwin, 2020



Source: Cause of Death Unit Record File, Australian Co-ordinating Registry, the Registries of Births, Deaths and Marriages, the Coroners, the National Coronial Information System and the Victorian Department of Justice and Community Safety

Note: The data in this report are modelled. They do not represent raw values but are smoothed estimates.

Table 18. Estimated number and age standardised rate (per 100,000) of injury-related deaths by selected injury cause and sex, Shire of Irwin, 2020

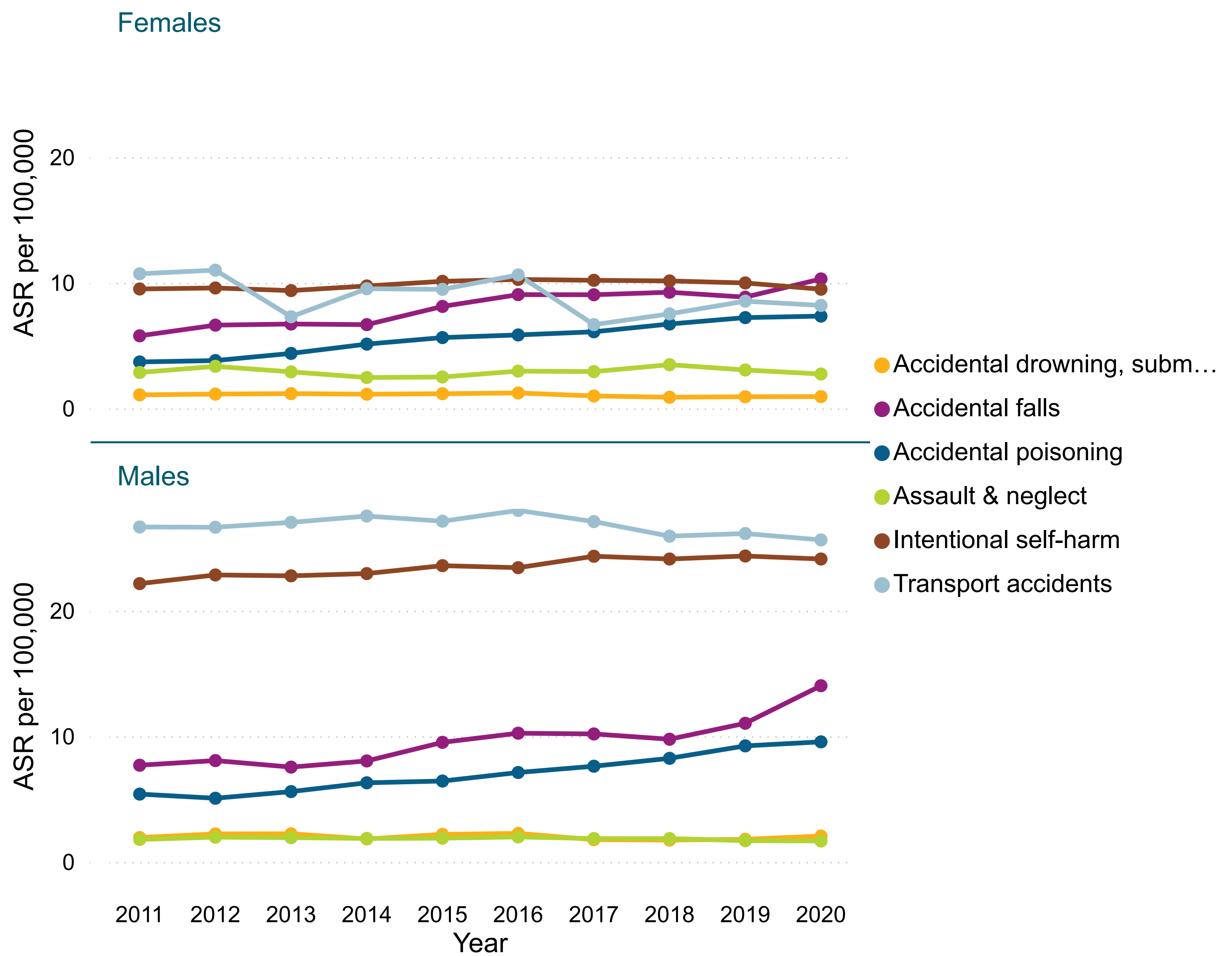
Category	Estimated number	ASR per 100,000	WA ASR per 100,000	Comparison to WA
▲				
☐ Accidental drowning, submersion, threats to breathing				
Females	0.0	0.9	0.9	similar
Males	0.0	2.1	2.4	similar
Persons	0.0	1.6	1.7	similar
☐ Accidental falls				
Females	0.0	10.3	12.7	similar
Males	0.0	14.0	20.0	lower
Persons	1.0	12.3	15.9	lower
☐ Accidental poisoning				
Females	0.0	7.4	5.7	similar
Males	0.0	9.6	13.6	lower
Persons	0.0	8.7	9.6	similar
☐ Assault & neglect				
Females	0.0	2.7	0.8	higher
Males	0.0	1.7	1.6	similar
Persons	0.0	2.4	1.2	higher
☐ Intentional self-harm				
Females		9.5	6.9	higher
Males		24.1	22.2	similar
Persons		16.9	14.5	similar
☐ Transport accidents				
Females	0.0	8.2	3.3	higher
Males	0.0	25.6	10.5	higher
Persons	1.0	17.3	6.9	higher

For intentional self harm, estimated numbers less than six have been suppressed to maintain confidentiality.

Source: Cause of Death Unit Record File, Australian Co-ordinating Registry, the Registries of Births, Deaths and Marriages, the Coroners, the National Coronial Information System and the Victorian Department of Justice and Community Safety

Note: The data in this report are modelled. They do not represent raw values but are smoothed estimates.

Figure 31. Age standardised rate (per 100,000) of injury-related deaths over time by sex, Shire of Irwin, 2011-2020



Source: Cause of Death Unit Record File, Australian Co-ordinating Registry, the Registries of Births, Deaths and Marriages, the Coroners, the National Coronial Information System and the Victorian Department of Justice and Community Safety.

Note: The data in this report are modelled. They do not represent raw values but are smoothed estimates.

Notifiable infectious diseases

Data for infectious disease notifications were sourced from the WANIDD. Population estimates were obtained from the ABS. In this report, notifiable infectious diseases were aggregated into five major disease categories. However, the major disease categories of zoonotic diseases and other notifiable diseases were not reported due to small number of cases in WA. A list of the specific infectious diseases that fall under the major disease categories can be requested from the Epidemiology Directorate. Specific infectious diseases were identified using case definitions available from Communicable Disease Control Directorate (2021).

In 2020, sexually transmitted infections was the leading cause of notifiable infectious diseases in the Shire of Irwin. Detailed estimated numbers and rates by sex for each cause can be found in Table 19. Note that the data is for people of all ages.

Figure 32. Age standardised rate (per 100,000) of notifiable diseases by major disease category and sex, Shire of Irwin, 2020

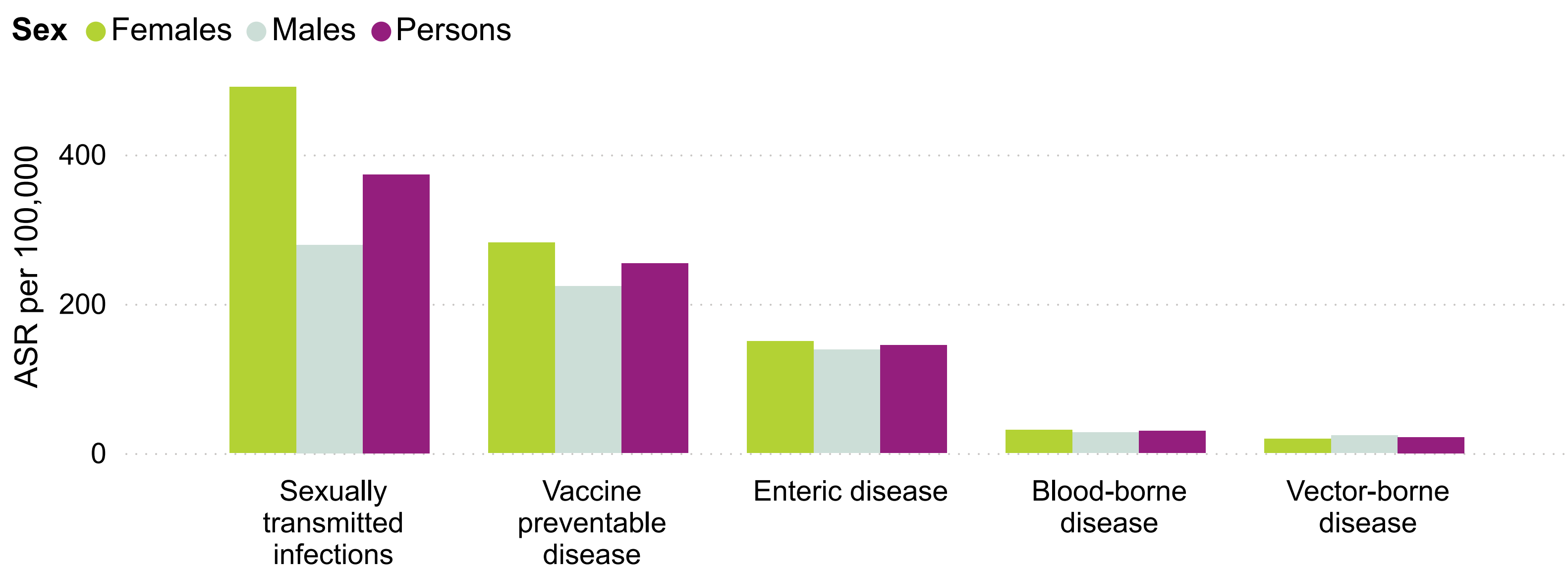


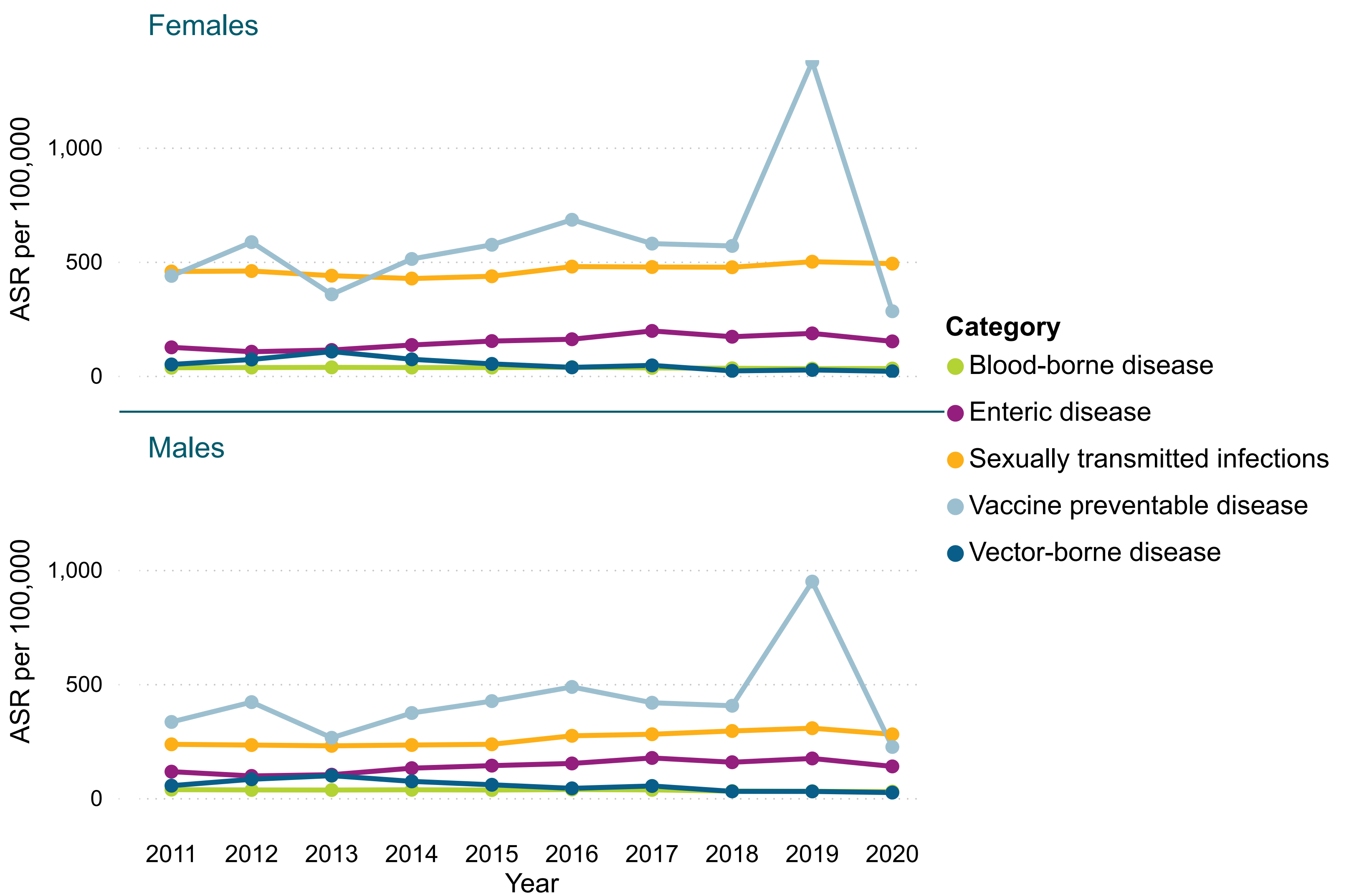
Table 19. Estimated number and age standardised rate (per 100,000) of notifiable infectious diseases by major disease category and sex, Shire of Irwin, 2020

Category	Estimated number	ASR per 100,000	WA ASR per 100,000	Comparison to WA
Blood-borne disease				
Females	0.0	31.0	44.0	lower
Males	0.0	27.9	64.9	lower
Persons	1.0	29.8	54.5	lower
Enteric disease				
Females	3.0	150.0	206.9	lower
Males	2.0	138.3	220.2	lower
Persons	5.0	144.5	213.6	lower
Sexually transmitted infections				
Females	6.0	490.7	648.7	lower
Males	3.0	279.0	578.8	lower
Persons	9.0	373.2	611.6	lower
Vaccine preventable disease				
Females	6.0	282.1	240.7	higher
Males	4.0	223.7	223.3	similar
Persons	10.0	254.2	232.1	higher
Vector-borne disease				
Females	0.0	18.8	23.3	similar
Males	0.0	23.8	24.6	similar
Persons	1.0	21.3	24.0	similar

Source: WA Notifiable Infectious Disease Database, Communicable Disease Control Directorate, DOH WA

Note: The data in this report are modelled. They do not represent raw values but are smoothed estimates.

Figure 33. Age standardised rate (per 100,000) of notifiable infectious diseases over time by sex, Shire of Irwin, 2011-2020



Source: WA Notifiable Infectious Disease Database, Communicable Disease Control Directorate, DOH WA
 Note: The data in this report are modelled. They do not represent raw values but are smoothed estimates.

References

Andrews G & Slade T, 2001. Interpreting scores on the Kessler Psychological Distress Scale (K10). Australian And New Zealand Journal of Public Health, 25(6): 494-97.

Australian Bureau of Statistics (2021a). Causes of Death, Australia methodology. Available at: <https://www.abs.gov.au/methodologies/causes-death-australia-methodology/2020>

Australian Bureau of Statistics (2021b). Local Government Areas, Australian Statistical Geography Standards (ASGS) Edition 3. Available at: <https://www.abs.gov.au/statistics/standards/australian-statistical-geography-standard-asgs-edition-3/jul2021-jun2026>

Australian Bureau of Statistics (2003). Information paper: use of the Kessler Psychological Distress Scale in ABS health surveys, Australia 2001, cat. no. 4817.0.55.001, ABS, Canberra. Available at: <http://www.abs.gov.au/ausstats/abs@.nsf/mf/4817.0.55.001>

Australian Government Department of Health and Aged Care. (2014). Physical activity and sedentary behaviour guidelines - adults (18-64 years) - fact sheet. Available at: <https://www.health.gov.au/resources/publications/physical-activity-and-sedentary-behaviour-guidelines-adults-18-to-64-years-fact-sheet?language=en#:~:text=Physical%20activity%20and%20sedentary%20behaviour%20guidelines%20%E2%80%93>

Australian Department of Health and Aged Care (2019). Australian 24-Hour Movement Guidelines for Children (5 to 12 years) and Young People (13 to 17 years): an integration of physical activity, sedentary behaviour, and sleep. <https://www.health.gov.au/resources/publications/24-hour-movement-guidelines-children-and-young-people-5-to-17-years-brochure?language=en>

Australian Institute of Health and Welfare (2018). Australia's Health 2018, cat. no. AUS 221, AIHW, Canberra. Available at: <https://www.aihw.gov.au/reports/australias-health/australias-health-2018/contents/table-of-contents>

Australian Institute of Health and Welfare (2017). Impact of overweight and obesity as a risk factor for chronic conditions: Australian Burden of Disease Study. Australian Burden of Disease Study series no.11, cat. no. BOD 12. BOD, AIHW, Canberra. Available at: <https://www.aihw.gov.au/reports/burden-of-disease/impact-of-overweight-and-obesity-as-a-risk-factor/summary>

Australian Institute of Health and Welfare (2017). Mental health services - in brief 2017, cat. no. HSE 192, AIHW, Canberra. Accessed: 9 September 2019. Available at: <https://www.aihw.gov.au/reports/mental-health-services/mental-health-services-in-brief-2017/contents/table-of-contents>

Australian Institute of Health and Welfare (2017). National Drug Strategy Household Survey 2016: detailed findings. Drug statistics series no. 31, cat. no. PHE 214, AIHW, Canberra. Available at: <https://www.aihw.gov.au/getmedia/15db8c15-7062-4cde-bfa4-3c2079f30af3/21028a.pdf.aspx?inline=true>

Australian Institute of Health and Welfare (2011). Principles on the use of direct age-standardisation in administrative data collections: For measuring the gap between Indigenous and non-Indigenous Australians. Available at: <https://www.aihw.gov.au/reports/indigenous-australians/principles-on-the-use-of-direct-age-standardisation/contents/table-of-contents>

Australian Institute of Health and Welfare (2013). Hospitalisations due to falls by older people, Australia 2009-10. Injury research and statistics series no. 70. cat. no. INJCAT 146, AIHW, Canberra. Available at: <https://www.aihw.gov.au/reports/injury/hospitalisations-falls-older-people-2009-10/contents/table-of-contents>.

Australian Institute of Health and Welfare (2003). The Active Australia Survey: a guide and manual for implementation, analysis and reporting. Canberra: AIHW, 2003. Available at: <https://www.aihw.gov.au/getmedia/ff25c134-5df2-45ba-b4e1-6c214ed157e6/aas.pdf>

Coles E and Sun W (2021). Methodology for developing tobacco smoking aetiological fractions for Western Australia. Perth: Department of Health WA. https://www.health.wa.gov.au/~/_media/Corp/Documents/Reports-and-publications/Developing-tobacco-smoking-aetiological-fractions/Methodology-for-developing-tobacco-smoking-aetiological-fractions.pdf

Cole TJ, Bellizzi MC, Flegal KM, Dietz HW (2000). Establishing a standard definition for child overweight and obesity worldwide: international survey. *BMJ* 320(7244):1240-43.

Communicable Disease Control Directorate (2016). Guide to interpreting notifiable infectious disease data for Western Australia. Department of Health, Western Australia. Available at: <https://ww2.health.wa.gov.au/~media/Files/Corporate/general%20documents/Infectious%20diseases/PDF/Guide-to-interpreting-notifiable-infectious-data-for-Western-Australians.pdf>

Communicable Disease Control Directorate (2023). Surveillance Case Definitions for Notifiable Infectious Diseases and Related Conditions in Western Australia. Department of Health, Western Australia. Available at: <https://www.health.wa.gov.au/~media/Corp/Documents/Health-for/Communicable-Diseases/definitions/wa-notifiable-infectious-disease-case-definitions.pdf>

Epidemiology Directorate (2024a). Bayesian modelling methods used for Public Health Atlas indicators. Department of Health, Western Australia. Available at: (link to be added once it is available online)

Epidemiology Directorate (2024b). WA Health and Wellbeing Surveillance System. Technical Paper Series No 1: Design and methodology. Department of Health, Western Australia. Available at: <https://www.health.wa.gov.au/~media/Files/Corporate/Reports-and-publications/Population-surveys/Technical-paper-no1-Design-and-Methodology.pdf>

Hayes A., Kortt M., Clarke P. and Brandup J. (2008). Estimating equations to correct self-reported height and weight: implications for prevalence of overweight and obesity in Australia, *Australian and New Zealand Journal of Public Health*, 32(6): 542-45.

National Health and Medical Research Council, Australian Research Council and Universities Australia (2020). Australian Guidelines to Reduce Health Risks from Drinking Alcohol. Commonwealth of Australia, Canberra. Available at: <https://www.nhmrc.gov.au/health-advice/alcohol>

National Health and Medical Research Council (2009). Australian guidelines to reduce health risks from drinking alcohol, NHMRC, Canberra.

National Health and Medical Research Council (2013). Australian dietary guidelines, NHMRC, Canberra, ACT. Available at: <https://www.nhmrc.gov.au/guidelines-publications/n55>

Public and Aboriginal Health Division (2019). State Public Health Plan for Western Australia: Objectives and Policy Priorities for 2019–2024. Perth: Department of Health, Western Australia. Available at: https://www.health.wa.gov.au/~media/Files/Corporate/general-documents/Public-Health-Act/State-public-health-plan/State-PH-Plan-2019-2024/State_Public_Health_Plan_for_WA_Summary.pdf

Ridolfo B., Stevenson C. (2001). The quantification of drug-caused mortality and morbidity in Australia, 1998. AIHW cat. no. PHE 29. Canberra: AIHW (Drug Statistics Series no. 7). Available at: <https://www.aihw.gov.au/getmedia/7e677c0d-e6c1-4ec8-a78f-62982758f61f/qdcmma98.pdf.aspx?inline=true>

Van Diemen, A.; Jian, L.; Xiao, J. and Somerford, P. (2017). Methodology for Developing Western Australia Specific Alcohol-related Aetiological Fractions. Epidemiology Branch, Department of Health, Western Australia. Available at: https://ww2.health.wa.gov.au/Articles/N_R/Population-health-statistics

Whetton S., Tait R., Scollo M., Banks E., Chapman J., Dey T., et al. (2019). Identifying the Social Costs of Tobacco Use to Australia in 2015/16. Perth, Western Australia: National Drug Research Institute, Curtin University. Available at: <https://ndri.curtin.edu.au/ndri/media/documents/publications/T273.pdf>

World Health Organisation (2009). Global health risks: mortality and burden of disease attributable to selected major risks, WHO, Geneva, Switzerland. Available at: http://www.who.int/healthinfo/global_burden_disease/GlobalHealthRisks_report_full.pdf

This page is intentionally left blank.

Suggested citation

Epidemiology Directorate (2024). Health and wellbeing profile for Shire of Irwin. WA Department of Health: Perth.

Acknowledgements

The Epidemiology Directorate would like to thank the South Metropolitan Health Service, WA Country Health Service, Chronic Disease Prevention Directorate, Mental Health Commission and Communicable Disease Control Directorate for their input into this report.

Enquiries

Epidemiology Directorate +61 8 6373 3804; epi@health.wa.gov.au

Disclaimer

All information and content in this material is provided in good faith by the WA Department of Health, and is based on sources believed to be reliable and accurate at the time of development. The State of Western Australia, the WA Department of Health and their respective officers, employees and agents, do not accept legal liability or responsibility for the Material, or any consequences arising from its use.

Produced by the Epidemiology Directorate
© Department of Health 2024

Copyright to this material is vested in the State of Western Australia unless otherwise indicated. Apart from any fair dealing for the purposes of private study, research, criticism or review, as permitted under the provisions of the Copyright Act 1968, no part may be reproduced or re-used for any purposes whatsoever without written permission of the State of Western Australia.



Ordinary Council Meeting

28 April 2026

Item CEO 01-04/26
Department Local Government
New reforms for Audit Committees



New reforms for audit committees introduced

News story

New regulations have been developed to support the implementation of new requirements for audit, risk and improvement committees.

Last updated: 22 December 2025

Regulations to support the implementation of new requirements for audit committees have been developed.

Following the commencement of the [Local Government Regulations Amendment Regulations \(No. 4\) 2025](#) (the ARIC Regulations) from 1 January 2026, audit committees are set to become Audit, Risk and Improvement Committees (ARICs) during a six-month transition period.

To strengthen governance and accountability, ARICs will be required to have an independent presiding member and independent deputy to the presiding member.

These changes aim to strengthen transparency by enhancing local governments' financial, risk, and governance practices, forming a key part of the State Government's broader [local government reforms](#).

Sections 86 to 90 of the *Local Government Amendment Act 2024* commence on 1 January 2026 to bring these changes into effect.

Transitional provisions have been included to enable existing audit committees that already meet the new requirements of independent members to automatically transition to ARICs. Local governments will have until 30 June 2026 to implement these changes.

Audit, Risk and Improvement Committee Regulations

The Audit, Risk and Improvement Committee Regulations:

- update references to an 'audit committee' to instead refer to an 'audit, risk and improvement committee'
- prescribe the functions of an ARIC to include a focus on risk management and continuous improvement
- amend the requirements for compliance audit returns, including by updating the table of prescribed statutory requirements
- enable two or more local governments to have a shared ARIC by agreement
- include modifying provisions that apply for the purposes of shared ARICs.

- Repeal previous references to the appointment of auditors, following the completion of the transition to all local government audits being conducted by the Auditor General.

The functions of ARIC include:

- receive and review reports related to local government compliance audits required under the *Local Government Act 1995* and regulations
- make recommendations to the council on actions to be taken in relation to those reports
- receive and review reports on the effectiveness of the local government's systems and procedures in relation to financial management, legislative compliance and risk management, and make recommendations to the council on improvements to those systems and procedures
- receive and review reports on any actions the local government is required to take under the *Local Government Act 1995*, or has decided to take in relation to a compliance audit report or report into the effectiveness of the local government's systems and procedures
- perform any function conferred on the ARIC prescribed in the regulations or another written law.

In addition, the existing requirement for the local government CEO to conduct a review of the local government's financial management systems and procedures every 3 years under regulation 5(2)(c) of the Local Government (Financial Management) Regulations 1996 (the Financial Management Regulations) is addressed by amended regulations 16 and 17.

The requirement under regulation 5(2)(c) of the Financial Management Regulations to conduct a review of the local government's financial management systems is now incorporated into regulation 17 of the Local Government (Audit) Regulations 1996 as part of a broader review of a local government's systems and procedures that must be reported to the ARIC.

These amendments streamline internal review processes and avoid duplication.

As part of the ARIC's role and function it is required to review the CEO's report of the internal review under regulation 17 and make recommendations to the council on actions that may be required to address any issues identified in the report.

Local government compliance timeline

From 1 January 2026:

- Confirm whether your current audit committee will be automatically deemed an ARIC under the amended regulations.
- If not a deemed ARIC, begin planning for the establishment of a new ARIC (or shared ARIC).
- Update review schedules and internal compliance calendars to reflect new requirements.
- Ensure terms of reference and relevant policies and procedures are updated to align with amended regulations.

By 30 June 2026:

- Establish an ARIC (or shared ARIC) with the required independent presiding member and deputy to the presiding member.

Provided by

Local Government

Published

22 December 2025

Have a question or want to report a problem?

Fill in the form to get assistance or tell us about a problem with this information or service.

[Send feedback](#)



Ordinary Council Meeting

21 April 2026

Item 10.6.1
Audit Committee Meeting Minutes



Shire of Irwin Community Assistance Scheme & Events (CASE) Committee Meeting

to be held in the Council Chambers

Tuesday 17 February 2026 at 3.30pm

Minutes

It should be noted that recommendations made by this Committee are not final and will be subject to adoption at a future meeting of Council.

Quorum 50 percent attendance required to proceed.

1. DECLARATION OF OPENING/ANNOUNCEMENT OF VISITOR

1.1. Chairperson [Cr Berecz] to open Meeting

2. RECORD OF ATTENDANCE/APOLOGIES/LEAVE OF ABSENCE

Members

Cr Lesley Berecz	Shire of Irwin Elected Member (Chairperson)
Cr Luke Musulin	Shire of Irwin Elected Member
Mrs Steph Bligh Lee	Community
Mrs Kellie Dawson	Community

Staff

Ms F Boksmati	Manager Community Services (Acting Chair)
---------------	---

Apologies

Vacant	Community Development Officer
--------	-------------------------------

3. WELCOME

Meeting opened at 3.30pm

Quorum 50 percent attendance met with 100% attendance required to proceed

Manager Community Services [FB] acted as chair for meeting one at the request of Cr Berecz to gain an understanding of structure and expectations.

FB welcomed all to the first meeting for the financial year, noting the delay due to elections, awaiting nominations to committees by council and closure and holiday periods during December and January.

In absence of a CDO, FB also minuted the meeting noting attendance as a non-voting committee member.

Noted a change to the meeting structure due to LG Reforms. All committee meetings are advertised to the public and open to the public to attend.

4. CONFIDENTIALITY AND CODE OF CONDUCT

FB Reiterated the Shires Confidentiality and Code of Conduct for Committee Members. All members signed a confidentiality and code of conduct agreement as relevant to committees and provided a copy to FB.

5. CONFIRMATION OF PREVIOUS MINUTES

FB Confirmed the last meeting held in 2025 - No applications were received since the meeting and the funding program closes due to end of tenure of previous committee until current meeting 2026.

6. BUSINESS ARISING FROM PREVIOUS MEETING

No outstanding actions from previous meeting

7. GENERAL BUSINESS

7.1. CASE

FB confirmed the breakdown of the Community Assistance Scheme and Events (CASE) funding structure. All committee members confirmed an understanding of the guidelines and process

- CASE \$5000 (or a combination made of the following funding per organisation - as long as the total cumulative value does not exceed \$5000)
- Waiver of fees up to \$1000 – maximum \$1000 per organisation per financial year
- Sundry Donation – Small grants up to \$500 – maximum \$1000 per organisation per financial year

Committee Members have received copies of the 'C7 Financial Assistance Funding Policy' via email prior to the meeting – The Policy is the overarching Policy pertaining to the Shire's funding program.

Reiterated importance of promoting the program to the community in support of enabling community led projects and activities that help activate benefits in the Shire of Irwin.

Confirmed approximately 2-3 meetings per year with most correspondence via email and flying minutes

7.2. CASE TERMS OF REFERENCE DOCUMENT

Terms of Reference needs to be updated to capture the new LG Reforms requiring all committee meetings to be advertised and opened to the public.

FB Confirmed this meeting was advertised and minutes will be made available on the Shire Website

FB Clarified the requirement for declarations of impartiality and financial interest by the committee

7.3. OTHER BUSINESS

- Steph noted a lack of advertising. FB confirmed advertising of program has been consistent since election of the committee and across all forums available including social media and the local rag.
- Steph requested a copy of previously successful applications to understand recipients, projects and the types of activities we previously supported. FB confirmed to send via email

8. NEW BUSINESS

8.1. New CASE Applications

Refer to attachments CASE Applications Review for each application – Officer Recommendations – Emailed prior to meeting) and included as attachments to these minutes.

8.1.1. Application from Irwin Autumn Social Club

Activity/Event: Support the hire of appropriate transport in lieu of the Shire Bus no longer being available to community groups. The Bus will be used to transport members for social outings to surrounding areas and to other Seniors Clubs.

Funding Requested: \$4000

Comments by committee

All – discussed method and how criteria and weighting is applied to the officer’s recommendation. Steph noted that it was very generic to others she has seen and an example is that they should have received higher rating for their ability to complete the project.

FB – confirmed that this was reduced as they have previously not expended the amounts which have been requested in their applications.

Kellie – Budget is not sufficient. FB confirmed that the amount committed is invoiced as bus services are used and based on the actual invoiced amount for services rendered. But general agreement for more information to be included in budgets provided in applications.

FB noted that there is an income of \$5 fee per person per trip in their application which needs to be confirmed.

As the funding program covers all costs associated, revenue/profit cannot be generated. This will be added to the minutes via flying minutes and after conversation to clarify are undertaken with the IASC.

9. REVIEW RECOMMENDATIONS TO COUNCIL

From Flying Minutes attached and agreed upon after the conclusion of this meeting due to further budget clarifications being provided.

Committee Decision (Via Flying Minutes – see attached)

Email responses received from Committee Members indicate majority support for Option 2 – Approve \$2,000. The Committee therefore resolves to recommend partial approval of the application in the amount of \$2,000 for the 2025/2026 financial year.

This allocation, in addition to the remaining rolled-over funds (\$1300), provides sufficient support for the organisation’s currently planned activities. Any further funding required will require a new application in accordance with CASE Guidelines.

COMMITTEE RECOMMENDATION TO COUNCIL:

That Council approves the following funding allocation from the Community Assistance Scheme from the 2025/2026 financial year budget:

Irwin Autumn Social Club	To support the hire of appropriate transport enabling social outings for the club and its members.	\$2,000
--------------------------	--	---------

10. SETTING OF FUTURE MEETING DATES

Happy to set as required. FB to reach out as applications are received

11. CLOSE MEETING

Meeting closed at 4.25pm



COMMUNITY ASSISTANCE SCHEME AND EVENTS COMMITTEE - FLYING MINUTES

Organisation: Irwin Autumn Social Club

Activity/Event: Support the hire of appropriate transport in lieu of the Shire Bus no longer being available to community groups. The bus will be used to transport members for social outings to surrounding areas and to other Seniors Clubs.

Funding Requested: \$4,000

Emailed for endorsement on: [Insert Date]

Endorsed: [Insert Date/Time]

Declaration of Interest:

Nil

Background:

The Irwin Autumn Social Club (IASC) submitted a CASE funding application requesting \$4,000 to support the hire of appropriate transport services following the cessation of availability of the Shire Bus to community groups. The application was presented to the CASE Committee at its meeting held on Tuesday, 17 February 2026

During the meeting, the Committee discussed:

- The application assessment and weighting under the CASE eligibility criteria
- Previous funding history and expenditure patterns
- The sufficiency and detail of the submitted budget
- Clarification regarding a \$5 per person, per trip contribution referenced in the application

The Committee identified that additional clarification was required before a final decision and recommendation to Council could be made, specifically in relation to:

- Confirmation of the \$5 participant contribution
- Ensuring that the funding would not result in revenue or profit generation, in accordance with the C7 Financial Assistance Funding Policy
- Greater clarity regarding projected transport costs and expenditure structure

It was agreed that this clarification would be sought following the meeting and that the matter would be resolved via Flying Minutes once sufficient information was received

Further information has now been provided by the Irwin Autumn Social Club addressing the Committee's queries.

Post-Meeting Clarification with Irwin Autumn Centre and Financial Context

Following the meeting held 17 February 2026, further clarification was sought from the Irwin Autumn Social Club regarding the inclusion of a \$5 per person per trip income reference within their submitted budget.

The President of the Irwin Autumn Centre confirmed that this reference was included in error and only applies in circumstances where outings include admission-based venues (e.g. museums). The budget has since been amended to remove this reference. The Committee is satisfied that no revenue or profit will be generated from CASE funding, in accordance with the C7 Financial Assistance Funding Policy.

It was further confirmed that approximately \$1,300 remains from the organisation's 2024/2025 endorsed allocation, which has been rolled into the 2025/2026 financial year.

The organisation has two trips currently planned (one confirmed and one tentative).

Following review of current program commitments, approximately \$11,000 remains within the 2025/2026

CASE funding allocation. Approval of the full \$4,000 requested would reduce available funds to approximately \$7,000.

In light of the above information, the Committee was asked to determine its preferred funding allocation via Flying Minutes.

Committee Decision Via Flying Minutes:

Email responses received from Committee Members indicate majority support for Option 2 – Approve \$2,000. The Committee therefore resolves to recommend partial approval of the application in the amount of \$2,000 for the 2025/2026 financial year.

This allocation, in addition to the remaining rolled-over funds (approximately \$1,300), provides sufficient support for the organisation’s currently planned activities. Any further funding required will require a new application in accordance with CASE Guidelines.

Council Recommendation :

COMMITTEE RECOMMENDATION TO COUNCIL		
That Council approves the following funding allocation from the Community Assistance Scheme from the 2024/2025 financial year budget.		
ORGANISATION	PROJECT DESCRIPTION	GRANT
Irwin Autumn Social Club	Towards the hire of appropriate transport services for social outings and inter-club engagement activities in 2025/26	\$2,000

Attachments/Reference Material

1. CASE Committee Meeting Minutes – 17.02.26
2. CASE Application – Irwin Autumn Social Club and relevant attachments
3. CASE Application Review (Officer Recommendation and weighting)
4. Email correspondence confirming Committee endorsement (Flying Minute record)
5. Email to CASE Committee providing clarification and preferences